



BOSCH

Invented for life



Consumer Price List

Q4 2020



PRICE LIST

Consumer



BOSCH

EFFECTIVE

Q4 2020

TABLE OF CONTENTS

| | | | |
|--|------------|---------------------------------------|-------------|
| REFRIGERATION | 1-1 | Ovens | 7-1 |
| French Door Refrigerator | 1-1 | Built-in Ovens..... | 7-1 |
| Bottom Freezer | 1-5 | Built-in Warming Drawers | 7-7 |
| Accessories | 1-7 | Accessories | 7-8 |
| DISHWASHERS | 2-1 | COOKTOPS | 8-1 |
| Dishwashers..... | 2-1 | Induction..... | 8-1 |
| Special Application/ADA Dishwashers..... | 2-6 | Electric..... | 8-3 |
| Accessories | 2-7 | Gas..... | 8-5 |
| LAUNDRY | 3-1 | RANGETOPS | 9-1 |
| Washers | 3-1 | Rangetops | 9-1 |
| Dryers | 3-4 | Accessories | 9-2 |
| Accessories | 3-7 | | |
| COFFEE MACHINE | 4-1 | VENTILATION | 10-1 |
| Built-in..... | 4-1 | Under-Cabinet Hoods/Accessories | 10-1 |
| | | Island Hoods/Accessories..... | 10-2 |
| RANGES | 5-1 | Chimney Wall Hoods..... | 10-3 |
| Freestanding Ranges..... | 5-1 | Chimney Wall Hood Accessories..... | 10-4 |
| Slide-in Ranges | 5-3 | Pull-Out Hood/Accessories | 10-5 |
| Accessories | 5-5 | Custom Insert | 10-6 |
| | | Downdraft/Accessories..... | 10-7 |
| MICROWAVES | 6-1 | INDEX | 11-1 |
| Over-the-Range Microwave Ovens..... | 6-1 | Index | 11-1 |
| Built-in Microwave Ovens..... | 6-2 | | |

FRENCH DOOR REFRIGERATOR

This price list supersedes all previous price lists. Prices listed herein do not include applicable state or local taxes.

| Model Number | Description | MAP | MSRP |
|--------------|-------------|-----|------|
|--------------|-------------|-----|------|

All Bosch 800 Series Freestanding French Door Refrigerators Include the Following Features:

- SuperCool/SuperFreeze®
- LED Lighting
- Covered Dairy Bin
- Hidden Hinges
- Door Alarm

300 Series

36" Side-by-Side—Stainless Steel

- 20.2 cu.ft.
- Counter Depth
- ENERGY STAR® Qualified
- Fingerprint Resistant Stainless Steel
- MultiAirFlow™ Circulation System
- SoftClose® Doors
- MultiBox Storage Drawers
- Easy Access Glass Shelf
- SuperCool/SuperFreeze®
- Transparent Storage
- Dispenser Control Lock
- Tempered Glass Shelves
- Gallon Door Storage Bins
- Hidden Hinges
- Egg Tray

B20CS30SNS

Stainless Steel

2,199 2,449



B20CS30SNS



800 Series

36" Freestanding Standard-Depth French Door Refrigerator—Stainless Steel

- 25 cu.ft.
- Standard Depth
- ENERGY STAR® Qualified
- Fingerprint Resistant Stainless Steel
- Crisper Drawers
- Storable Partial Shelf
- MultiAirFlow™ Circulation System
- Updated Handle Design
- Full Size Deli Drawer
- Frameless Exterior Ice and Water Dispenser Featuring SteelTouch® Controls
- Quick Ice
- Transparent Storage
- Dispenser Control Lock
- Hide-Away Water Filter
- Spill-Proof Tempered Glass Shelves
- Adjustable Split Glass Shelving
- Gallon Door Storage Bins
- Bottle Holder

B26FT50SNS

Stainless Steel

2,799 3,099



B26FT50SNS



FRENCH DOOR REFRIGERATOR

This price list supersedes all previous price lists. Prices listed herein do not include applicable state or local taxes.

| Model Number | Description | MAP | MSRP |
|--------------|-------------|-----|------|
|--------------|-------------|-----|------|

800 Series

36" Freestanding Counter-Depth French Door Refrigerator

- 20.7 cu.ft.
- Counter Depth
- 69" Height
- Easy to Clean Stainless Steel
- Retractable Half Shelf
- Dual Cycle & Dual Air-Cooled System
- Retractable Half Shelf
- Full-Width Chiller Drawer
- Humidity-Controlled Crisper Drawers
- True Flat Door
- Assisted Freezer Drawer Closing
- Reduced-Energy Output Eco Mode
- Metal Rail Drawer Extraction System
- Adjustable Tempered Glass Shelving
- Clear Gallon Door Storage Bins
- Ultraclarity® Water Filter
- Ice Scoop
- Toe Kick Trim Cover
- Door Alarm



B21CT80SNS

Stainless Steel

2,999 3,299

B21CT80SNS

36" Freestanding Counter-Depth French Door Refrigerator—Stainless Steel

- Home Connect™ Features
- 20.8 cu.ft.
- True Counter Depth
- 72" Height
- Dual Compressor and Dual Evaporator
- Easy to Clean Stainless Steel
- MultiAirFlow®
- Built-In Look
- Automatic VitaFreshPro™
- Dual Temperature and Humidity Controlled Crisper Drawers (individual)
- Dual Activated Internal Water Dispenser
- FlexBar™ With Shelving Accessories
- Freezer With Three-Tiered Shelving
- Full-Width Chiller Drawer
- SoftClose® Freezer
- Ice Maker
- ENERGY STAR® Certified
- Adjustable Tempered Glass Shelving
- Gallon Door Storage Bins
- Ice Scoop



B36CT80SNS



B36CT80SNB



B36CT81SNS



B36CT80SNS

Stainless Steel, Bar Handle

3,099 3,449

B36CT80SNB

Black Stainless Steel, Bar Handle

3,199 3,549

B36CT81SNS

Stainless Steel, Pro Handle

3,499 3,849

FRENCH DOOR REFRIGERATOR

This price list supersedes all previous price lists. Prices listed herein do not include applicable state or local taxes.

| Model Number | Description | MAP | MSRP |
|--------------|-------------|-----|------|
|--------------|-------------|-----|------|

800 Series

36" Freestanding Counter-Depth French Door Refrigerator—Stainless Steel

- Home Connect™ Features
- 20.5 cu.ft.
- True Counter Depth
- 72" Height
- Dual Compressor and Dual Evaporator
- Easy-To-Clean Stainless Steel
- MultiAirFlow®
- Built-In Look
- Automatic VitaFreshPro™
- Dual Temperature and Humidity Controlled Crisper Drawers
- Dual Activated Internal Water Dispenser
- FlexBar™ With Shelving Accessories
- Freezer With Three-Tiered Shelving
- Full-Width Chiller Drawer
- SoftClose® Drawer Closing
- Ice Maker
- ENERGY STAR® Certified
- Adjustable Tempered Glass Shelving
- Gallon Door Storage Bins
- Ice Scoop



B36CL80SNS



B36CL80ENS

B36CL80SNS

Stainless Steel, Bar Handle

3,299 3,649

B36CL80ENS

Stainless Steel, Recessed Handle

3,399 3,749



36" Freestanding Counter-Depth French Door Refrigerator Refreshment Center—Glass on Stainless Steel

- Home Connect™ Features
- 20.5 cu.ft.
- True Counter Depth
- 72" Height
- Dual Compressor and Dual Evaporator
- Glass over Stainless Steel
- Beverage Drawer
- MultiAirFlow®
- Built-In Look
- Dual Temperature and Humidity Controlled Crisper Drawers
- Dual Activated Internal Water Dispenser
- FlexBar™ With Shelving Accessories
- Freezer With Three-Tiered Shelving
- Full-Width Chiller Drawer
- SoftClose® Drawer Closing
- Ice Maker
- ENERGY STAR® Certified
- Adjustable Tempered Glass Shelving
- Gallon Door Storage Bins
- Ice Scoop



B36CL81ENG

NEW B36CL81ENG

Glass on Stainless Steel

4,439 4,899

Available Q4



FRENCH DOOR REFRIGERATOR

This price list supersedes all previous price lists. Prices listed herein do not include applicable state or local taxes.

| Model Number | Description | MAP | MSRP |
|--------------|-------------|-----|------|
|--------------|-------------|-----|------|

800 Series

36" Freestanding Counter-Depth French Door Refrigerator, External Water and Ice— Stainless Steel

- Home Connect™ Features
- 21.6 cu.ft.
- True Counter Depth
- 70" Height
- ENERGY STAR® Certified
- Easy to Clean Stainless Steel
- Built-In Look
- QuickPro Ice System™
- External Ice and Water Dispenser
- UltraClarityPro Water Filter
- Ice Maker
- Humidity Controlled Crisper Drawers
- Full-Width Chiller Drawer
- MultiAirFlow®
- SoftClose® Freezer Closing
- Freezer With Two-Tiered Shelving
- Adjustable Tempered Glass Shelving
- Gallon Door Storage Bins
- Ice Bin



B36CD50SNS



B36CD50SNB



| | | | |
|-----------------------|--|--------------|--------------|
| NEW B36CD50SNS | Stainless Steel, Bar Handle | 2,999 | 3,299 |
| NEW B36CD50SNB | Black Stainless Steel, Bar Handle | 3,099 | 3,449 |

Available Q4

BOTTOM FREEZER

This price list supersedes all previous price lists. Prices listed herein do not include applicable state or local taxes.

| Model Number | Description | MAP | MSRP |
|---|-----------------------------|--------------------------|------|
| All Bosch Freestanding Counter-Depth Two Door Bottom Freezer Refrigerators Include the Following Features: | | | |
| • Counter Depth | • MultiAirFlow™ System | • CoolPaks | |
| • Reversible Doors | • Spill-Proof Glass Shelves | • Door Alarm | |
| • Wine Rack | • Removable Freezer Bins | • ENERGY STAR® Certified | |

500 Series

24" Freestanding Counter-Depth Two Door Bottom Freezer Refrigerator—Stainless Steel Door

- 11 cu.ft.
- 24"x79" European Style
- Hidden Hinges
- SuperCool/SuperFreeze®
- AirFresh Filter®
- Sidewall LED Lighting
- HydroFresh Humidity-Controlled Crisper
- Telescopic Drawers

B11CB50SSS

Stainless Steel

2,599 2,899

Note: For model with internal ice maker (B11CB81SSS), see page 1-6.



B11CB50SSS



800 Series

24" Built-in Two Door Bottom Freezer Refrigerator—Custom Panel

- Home Connect™ Features
- 8.4 cu.ft.
- VitaFreshPro—Stable Temperature And Humidity Controlled Drawer
- Installs True Flush
- Dual Evaporators
- Recessed LED Theater Lighting
- Garage Shelving
- Full Width Shelving
- Full Extension Drawers
- OptiFlex® Hinge
- Electronic Controls
- SuperCool/SuperFreeze®
- Sabbath/Economy/Vacation Mode

B09IB91NSP

24" Bottom-Freezer, Custom Panel

2,399 2,649



B09IB91NSP



BOTTOM FREEZER

This price list supersedes all previous price lists. Prices listed herein do not include applicable state or local taxes.

| Model Number | Description | MAP | MSRP |
|--------------|-------------|-----|------|
|--------------|-------------|-----|------|

800 Series

24" Freestanding Counter-Depth Two Door Bottom Freezer Refrigerator

- | | | |
|---|--|--|
| <ul style="list-style-type: none"> • 10 cu.ft. • 24" x 73" European Style | <ul style="list-style-type: none"> • Tempered Glass Refrigerator/Freezer Door • HydroFresh Humidity-Controlled Crisper | <ul style="list-style-type: none"> • LED Bright Lighting • Ice Trays |
|---|--|--|



B10CB81NVB

B10CB80NVW/
B10CB81NVW



| | | | |
|---|-------------------------|--------------|--------------|
| <u>B10CB81NVB*</u> Discontinues October | Black Glass Door | 2,699 | 2,999 |
| <u>B10CB80NVW</u> | White Glass Door | 2,699 | 2,999 |
| NEW <u>B10CB81NVW*</u> | White Glass Door | 2,699 | 2,999 |

* Model number change required for updated energy rating. No changes to the physical product.
New model released once old model inventory is depleted

24" Freestanding Counter-Depth Two Door Bottom Freezer Refrigerator—Stainless Steel Door

- | | | |
|--|---|--|
| <ul style="list-style-type: none"> • 11 cu.ft. • 24"x79" European Style • Hidden Hinges | <ul style="list-style-type: none"> • SuperCool/SuperFreeze® • AirFresh Filter® • Sidewall LED Lighting | <ul style="list-style-type: none"> • HydroFresh Humidity-Controlled Crisper • Telescopic Drawers • Internal Ice Maker |
|--|---|--|

| | | | |
|--------------------------|---|--------------|--------------|
| <u>B11CB81SSS</u> | Stainless Steel, With Internal Ice Maker | 2,799 | 3,099 |
|--------------------------|---|--------------|--------------|

Note: For model without internal ice maker (B11CB50SSS), see page 1-5.



B11CB81SSS



This price list supersedes all previous price lists. Prices listed herein do not include applicable state or local taxes.


Model
Number

Description






MAP



MSRP

Accessories for Refrigeration

| | | | | | | Mainline | | | | | | |
|---|---|-----------------|-------------|-----|------|------------|------------|------------|------------|------------|------------|------------|
| | | Model Number | Description | MAP | MSRP | B20CS30SNS | B21CT80SNS | B26FT50SNS | B36CD50SN_ | B36CT8_SN_ | B36CL81ENG | B36CL80_NS |
|  | <u>BORPLFTR50</u> UltraClarityPro™ Water Filter | | | | | 46 | 59 | | • | • | | • |
| | <u>NEW BORPLFTR55</u> UltraClarityPro™ Water Filter Available December | | | | | 46 | 59 | | • | • | | • |
| | <u>BOHANDL50</u> Pro Handle Accessory Kit Kit Includes 2 Handles for Refrigerator, 1 Handle for Freezer, Hardware and Tool Necessary for Installation | | | | | 299 | 329 | | • | | | |

This price list supersedes all previous price lists. Prices listed herein do not include applicable state or local taxes.

| Model Number | Description | MAP | MSRP |
|---|--|--|--|
| All Bosch 100 Series Dishwashers Include the Following Features: | | | |
| Quality <ul style="list-style-type: none">• Anti-Finger Print Stainless Steel• Stainless Steel Tub With Polypropylene• 24/7 Overflow Protection | | Efficiency <ul style="list-style-type: none">• 269 kWh/year• ENERGY STAR® Certified Performance <ul style="list-style-type: none">• Up to Six Wash Cycles Including: Heavy, Auto, Normal, Speed 60 and Rinse & Hold | <ul style="list-style-type: none">• Up to Five Performance Enhancing Options Including: Sanitize (NSF certified to remove up to 99.9% of bacteria) |
| 100 Series | | | |
| Quietness <ul style="list-style-type: none">• 50 dBA Design <ul style="list-style-type: none">• Standard Button Controls | Racks <ul style="list-style-type: none">• 14-Place Setting Capacity• Utility Rack• Manual Adjusting Upper Rack• 2 Lower Rack Flip Tines• Long Silverware Basket | Performance <ul style="list-style-type: none">• Additional Wash Cycles: Delicate, Express• Additional Options: Delay Start |  SHEM3AY55N |
| SHEM3AY52N | Recessed Handle, White | 499 | 549 |
| SHEM3AY55N | Recessed Handle, Stainless Steel With Silver Fascia | 599 | 699 |
| SHEM3AY56N | Recessed Handle, Black | 499 | 549 |
| Quietness <ul style="list-style-type: none">• 50 dBA Design <ul style="list-style-type: none">• Electronic Scrolling Controls | Racks <ul style="list-style-type: none">• 14-Place Setting Capacity• Manual Adjusting Upper Rack• 2 Lower Rack Flip Tines• Long Silverware Basket | Performance <ul style="list-style-type: none">• Additional Wash Cycles: Delicate, Express• Additional Options: 3/6/9 H Delay Start |  SHE3AR75UC  SHX3AR75UC |
| SHE3AR72UC | Recessed Handle, White | 499 | 549 |
| SHE3AR75UC | Recessed Handle, Stainless Steel With Silver Fascia | 599 | 699 |
| SHE3AR76UC | Recessed Handle, Black | 499 | 549 |
| SHX3AR72UC | Bar Handle, White | 599 | 699 |
| SHX3AR75UC | Bar Handle, Stainless Steel | 699 | 799 |
| SHX3AR76UC | Bar Handle, Black (currently not available) | 599 | 699 |
| Quietness <ul style="list-style-type: none">• 48 dBA• InfoLight® Design <ul style="list-style-type: none">• Electronic Controls• Time Remaining Display | Racks <ul style="list-style-type: none">• 15-Place Setting Capacity• Standard 3rd Rack• 3 Step RackMatic®• Upper & Lower Rack Flip Tines• Silverware Basket | Performance <ul style="list-style-type: none">• Additional Wash Cycles: Speed 60• Additional Options: 24 H Delay Start, and Extra Dry |  SHXM4AY55N  SHXM4AY54N |
| SHXM4AY52N | Bar Handle, White (currently not available) | 699 | 799 |
| SHXM4AY54N | Bar Handle, Black Stainless Steel (currently not available) | 849 | 949 |
| SHXM4AY55N | Bar Handle, Stainless Steel | 749 | 849 |
| SHXM4AY56N | Bar Handle, Black | 699 | 799 |







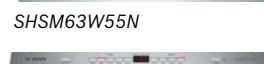



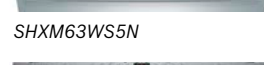


This price list supersedes all previous price lists. Prices listed herein do not include applicable state or local taxes.

| Model Number | Description | MAP | MSRP |
|--|-------------|-----|------|
| All Bosch 300 Series Dishwashers Include the Following Features: | | | |
| <div> <div> Quietness <ul style="list-style-type: none"> • 44 dBA • InfoLight® • Time remaining Display </div> <div> Design <ul style="list-style-type: none"> • Electronic Controls </div> <div> Racks <ul style="list-style-type: none"> • 16 place setting capacity • Standard 3rd Rack • 3 Step RackMatic® • FlexSpace™ Tines • 1 Flip Tine Upper Rack </div> <div> Quality <ul style="list-style-type: none"> • Deeper Full Stainless Steel Tub • 24/7 AquaStop® • Easily Accessible 3-Stage Filtration System </div> <div> Efficiency <ul style="list-style-type: none"> • 269 kWh/yr • ENERGY STAR® Certified </div> <div> Performance <ul style="list-style-type: none"> • Five Wash Cycles: Auto Wash, Heavy, Normal Wash, Speed60, Rinse & Hold • Four Options: Sanitize (NSF certified to remove up to 99.9% of bacteria), Extra Dry, 24H Delay Start, Half Load </div> </div> | | | |

300 Series

Racks

- Long Silverware Basket

| | | | | |
|------------------------------------|---|-------|-------|---|
| <u>SHEM63W52N*</u> | Recessed Handle, White | 799 | 899 |  |
| <u>SHEM63W55N*</u> | Recessed Handle, Stainless Steel | 849 | 949 |  |
| <u>SHEM63W56N*</u> | Recessed Handle, Black | 799 | 899 |  |
| <u>SHSM63W52N</u> | Scoop Handle, White | 799 | 899 |  |
| <u>SHSM63W55N</u> | Scoop Handle, Stainless Steel | 849 | 949 |  |
| SHSM63W56N | Scoop Handle, Black (currently not available) | 799 | 899 |  |
| <u>SHXM63W55N</u> | Bar Handle, Stainless Steel | 899 | 999 |  |
| SHXM63WS5N | Bar Handle, Stainless Steel, Touch Controls, Water Softener (currently not available) | 1,149 | 1,299 |  |
| <u>SHVM63W53N</u> | Fully Integrated – Requires Custom Panel | 899 | 999 |  |

* No InfoLight®



This price list supersedes all previous price lists. Prices listed herein do not include applicable state or local taxes.

| Model Number | Description | MAP | MSRP |
|--------------|-------------|-----|------|
|--------------|-------------|-----|------|

All Bosch 500 Series Dishwashers Include the Following Features:

Quietness

- 44 dBA
- InfoLight®

Design

- **Pocket Handle Design**
- Electronic Controls
- **Time remaining Display**

Racks

- 16 Place Setting Capacity

• Flexible 3rd Rack

- 3 Step RackMatic®
- FlexSpace™ Tines
- **2 Flip Tines Upper Rack**

Quality

- Full Stainless Steel Tub
- 24/7 AquaStop®
- Easily Accessible 3-Stage Filtration System
- **EasyGlide™ Upper Rack**

Efficiency

- 269 kWh/yr
- ENERGY STAR® Certified

Performance

- Five Wash Cycles: Heavy, Auto Wash, Normal Wash, Speed60, Rinse & Hold
- Four Options: Sanitize (NSF certified to remove up to 99.9% of bacteria), 24H Delay Start, Half Load, **AutoAir™**

Featuring AutoAir™—which opens the door to let fresh air circulate for 40% drier dishes.*

*Based on average drying performance of Bosch Dishwashers with AutoAir™ after seven hours as compared to Bosch Dishwashers with PureDry™.

500 Series

Racks

- Long Silverware Basket

Performance

- Additional Options:
Delicate

| | | | |
|-----------------------------------|--------------------------------|-------|-------|
| <u>SHPM65Z52N</u> | Pocket Handle, White | 999 | 1,099 |
| <u>SHPM65Z55N</u> | Pocket Handle, Stainless Steel | 999 | 1,099 |
| <u>SHPM65Z56N</u> | Pocket Handle, Black | 999 | 1,099 |
| <u>SHXM65Z55N</u> | Bar Handle, Stainless Steel | 1,049 | 1,199 |



SHPM65Z55N



SHXM65Z55N



This price list supersedes all previous price lists. Prices listed herein do not include applicable state or local taxes.

| Model Number | Description | MAP | MSRP |
|--------------|-------------|-----|------|
|--------------|-------------|-----|------|

All Bosch 800 Series Dishwashers Include the Following Features:

Quiet Operation:

- **Multiple layers of sound-absorbing insulation**
- **EcoSilence™ dual brushless motor system**
- **Solid molded base* to absorb noise while minimizing vibration**

Design:

- **Integrated control system**
- **Flush installation with full size tub**
- **Self-latching door**
- **Touch Controls**
- InfoLight® Except for Front Control Models
- Time Remaining Display

Racks:

- 16 Place Setting Capacity
- 3 Step RackMatic®
- FlexSpace™ Tines
- 2 Flip Tines Upper Rack

Quality:

- Full Stainless Steel Tub
- 24/7 AquaStop® Leak Protection System
- Easily Accessible 3-Stage Filtration System
- EasyGlide™ Upper Rack
- **Concealed water heating element**
- **Quick installation kit included**

Efficiency:

- 269 KWh/yr
- ENERGY STAR® Certified

Performance:

- Six Wash Cycles: Heavy, Auto Wash, **Eco**, Normal Wash, Speed60, Rinse & Hold
- Five Options: Sanitize (NSF certified to remove up to 99.9% of bacteria), **Delicate**, 24H Delay Start, Half Load, **CrystalDry™**

Featuring CrystalDry™—a patented drying technology that transforms moisture into heat to get dishes, including plastics, 60% drier.*

*Based on aggregate average drying performance of Bosch Dishwashers with CrystalDry™ on combined household load including plastics, glass, steel, and porcelain as compared to Bosch Dishwashers with PureDry™. Drying performance may vary by dish type.

800 Series

Quietness

- **42 dBA**
- InfoLight®

Racks

- Flexible 3rd Rack
- Long Silverware Basket

| | | | |
|-----------------------------|---|-------|-------|
| SHEM78Z52N* | Recessed Handle, White (currently not available) | 1,149 | 1,299 |
| SHEM78Z55N* | Recessed Handle, Stainless Steel | 1,149 | 1,299 |
| SHEM78Z56N* | Recessed Handle, Black (currently not available) | 1,149 | 1,299 |
| SHPM78Z52N | Pocket Handle, White (currently not available) | 1,149 | 1,299 |
| SHPM78Z54N | Pocket Handle, Black Stainless Steel | 1,199 | 1,349 |
| SHPM78Z55N | Pocket Handle, Stainless Steel | 1,149 | 1,299 |
| SHPM78Z56N | Pocket Handle, Black (currently not available) | 1,149 | 1,299 |
| SHXM78Z52N | Bar Handle, White (currently not available) | 1,199 | 1,349 |
| SHXM78Z54N | Bar Handle, Black Stainless Steel (currently not available) | 1,249 | 1,399 |
| SHXM78Z55N | Bar Handle, Stainless Steel | 1,199 | 1,349 |
| SHXM78Z56N | Bar Handle, Black (currently not available) | 1,199 | 1,349 |
| SHVM78Z53N | Fully Integrated – Requires Custom Panel | 1,199 | 1,349 |



SHEM78Z55N



SHPM78Z54N



SHPM78Z55N



SHXM78Z54N



SHXM78Z55N








SHVM78Z53N

* No InfoLight®



DISHWASHERS

This price list supersedes all previous price lists. Prices listed herein do not include applicable state or local taxes.

| Model Number | Description | MAP | MSRP |
|--|---|---|---|
| 800 Series | | | |
| Quietness: • 40 dBA • InfoLight® | Racks: • MyWay™ 3rd Rack • 2 Flip Tines Lower Rack • Long Silverware Basket | Performance: • Additional Options: Eco |  SHPM88Z75N  SHXM88Z75N  SHVM88Z73N |
| SHPM88Z75N | Pocket Handle, Stainless Steel | 1,399 | 1,549 |
| SHXM88Z75N | Bar Handle, Stainless Steel | 1,399 | 1,549 |
| SHVM88Z73N | Fully Integrated – Requires Custom Panel (currently not available) | 1,399 | 1,549 |
| Quietness • 42 dBA | Racks • Flexible 3rd Rack • Long Silverware Basket | Performance • Home Connect™ allows you to remotely monitor and Control with Wi-Fi Connectivity • Additional Options: Remote Start |  SHEM78ZH5N  |
| SHEM78ZH5N* | Recessed Handle, Stainless Steel | 1,499 | 1,649 |

* No InfoLight®



SPECIAL APPLICATION/ADA DISHWASHERS

This price list supersedes all previous price lists. Prices listed herein do not include applicable state or local taxes.

| Model Number | Description | MAP | MSRP |
|--------------|-------------|-----|------|
|--------------|-------------|-----|------|

All Bosch ADA Dishwashers Include the Following Features:

Design

- Time Remaining Display
- ADA Compliant Height (32" Tall)

Racks

- RackMatic®
- Flexible Silverware Basket

Quality

- Full Stainless Steel Tub
- 24/7 AquaStop® Plus
- Easily Accessible 3-Stage Filtration System
- Water Softener
- Made in Germany

Efficiency

- 259 kWh/yr
- ENERGY STAR® Certified

Performance

- Four Wash Cycles: Heavy, Auto, Normal, Rinse & Hold
- Three Options: Delicate, Sanitize, 24H Delay Start
- Extra Tall Item Sprinkler

300 Series EuroTub/ADA 18" and 24"

Quietness

- 46 dBA

Racks

- **9 (18" Width)/
14 (24" Width)
Place Setting Capacity**

Performance

- Additional Options:
Extra Dry



SPE53U55UC

[SPE53U52UC](#)

18" Recessed Handle, White

849

949

[SPE53U55UC](#)

18" Recessed Handle, Stainless Steel

849

949

[SPE53U56UC](#)

18" Recessed Handle, Black

849

949



SGE53X55UC

[SGE53X52UC*](#)

24" Recessed Handle, White

849

949

[SGE53X55UC*](#)

24" Recessed Handle, Stainless Steel

849

949

[SGE53X56UC*](#)

24" Recessed Handle, Black

849

949

800 Series EuroTub/ADA 18" and 24"

Quietness

- **44 dBA**
- **InfoLight®**

Racks

- **10 (18" Width)/
15 (24" Width)
Place Setting Capacity**
- **Standard 3rd Rack**

Quality

- **Vase Holder and Small Item Clips**

Performance

- Additional Wash Cycles:
Delicate, Express
- Additional Options:
ExtraShine®



SPE68U55UC



SPX68U55UC



SPV68U53UC

[SPE68U55UC*](#)

18" Recessed Handle, Stainless Steel

949

1,049

[SPX68U55UC](#)

18" Bar Handle, Stainless Steel

1,049

1,199

[SPV68U53UC](#)

18" Fully Integrated – Requires Custom Panel

1,049

1,199



SGE68X55UC

[SGE68X55UC*](#)

24" Recessed Handle, Stainless Steel

949

1,049

[SGX68U55UC](#)

24" Bar Handle, Stainless Steel

1,049

1,199

[SGV68U53UC](#)

24" Fully Integrated – Requires Custom Panel

1,049

1,199



SGX68U55UC













SGV68U53UC



* No InfoLight®

ACCESSORIES

This price list supersedes all previous price lists. Prices listed herein do not include applicable state or local taxes.

| Model Number | Description | MAP | MSRP | 100 Series | 300 Series | 500 Series | 800 Series | SPV68U55UC |
|---|--|-----|------|----------------|----------------|----------------|----------------|------------|
| Accessories for Dishwashers | | | | | | | | |
|  | <u>SGZ1010UC</u> Dishwasher Drain Hose Extension 76¾" | 18 | 19 | • | • | • | • | |
|  | <u>SGZ9091UC</u> Dishwasher Softener Salt (4.4 lbs) – Models With Water Softener Only | 16 | 19 | | | | | |
|  | <u>SGZ1052UC</u> Dishwasher Accessory Kit With Extra Tall Item Sprinkler, Vase/Bottle Holder, 3 Plastic Item Clips and Small Item Basket | 19 | 29 | • | | | | |
|  | <u>SGZPC001UC</u> Dishwasher 3-Prong Power Cord 61" | 19 | 29 | • ¹ | | | | |
| | <u>SMZ1007UC</u> Bosch Dishwasher Bar Handle, Stainless Steel | 59 | 69 | | • ² | • ² | • ² | |
|  | <u>SMZ4026</u> MyWay™ Rack Silverware Insert Accessory | 20 | 29 | | | | • ³ | |
|  | <u>SMZ4000UC</u> Flexible Silverware Basket | 25 | 29 | • | • | • | • | |
|  | <u>SMZ5000</u> Dishwasher Accessory Kit With Extra Tall Item Sprinkler, Vase/Bottle Holder, 3 Plastic Item Clips and Small Item Basket | 19 | 29 | | • | • | • | |
|  | <u>SMZ5002UC</u> Anti-Tarnish Silverware Cassette With Clips | 25 | 29 | • | • | • | • | |
|  | <u>SMZ5003</u> 18" Dishwasher Accessory Hinge for 4" Toekick Height Installation | 150 | 169 | | | | | • |
|  | <u>SMZ5400</u> MyWay™ Rack Large Silverware Insert Accessory | 30 | 39 | | | | • ⁴ | |

- 1 Applies to 100 Series dishwashers produced prior to 2020
- 2 Excludes SH_87PW55N models
- 3 SH_M98W7_N models only
- 4 SH_M98W7_N models only



ACCESSORIES

This price list supersedes all previous price lists. Prices listed herein do not include applicable state or local taxes.







Model
Number

Description

MAP

MSRP

Accessories for Dishwashers

| | | | | | 100 Series | 300 Series | 500 Series | 800 Series | SPV68U55UC |
|--|--|----|----|----|------------|------------|------------|------------|------------|
|  | <u>SMZCD200UC</u> Flexible 3rd Rack | 49 | 59 | .5 | • | • | • | • | |
|  | NEW <u>SMZEPCC1UC</u> Power Cord Clips + Edge Protector Kit Edge Protector Is For Dishwasher Installations Through Metal Cabinetry, for Water/drain/electrical Lines | 5 | 9 | • | • | • | • | • | |
|  | <u>SMZPC002UC</u> Dishwasher 3-Prong Power Cord Kit (Rear Connection) | 19 | 29 | | • | • | • | • | |
|  | <u>SMZPCJB1UC</u> Junction Box Kit (alternate to the 3-Prong Power Cord Kit) | 20 | 29 | • | • | • | • | • | |
|  | <u>SMZPCSH2UC</u> Bosch Dishwasher Water Supply Hose & Accessory Power Cord (Rear Connection) | 40 | 49 | | • | • | • | • | |
|  | <u>SMZSH002UC</u> Bosch Dishwasher Water Supply Hose | 20 | 29 | | • | • | • | • | |

5 Alternative for Models with Existing 3rd Racks Only (SHX84AYD5N, SHXM4AY5_N)



This price list supersedes all previous price lists. Prices listed herein do not include applicable state or local taxes.

| Model Number | Description | MAP | MSRP |
|--|--|--|------|
| All Bosch Washers Include the Following Features: | | | |
| • SpeedPerfect™ Provides Up to 40% Faster Washing | • ENERGY STAR® Certified | • Signal | |
| • EcoSilence™ BLDC Motor for Quieter Operation | • Improved Energy Efficiency and Performance | • Internal Water Heater | |
| • ActiveClean® System | • Energy Consumption 84 kWh/year | • Installation: Stackable, Side-by-Side, Under Counter Or Pedestal Option | |
| • Wave Profiled Stainless Steel Drum | • Exceeds the February 2018 ENERGY STAR® Water Consumption Standards | • 208–240 V | |
| • Anti-Vibration Circular Side Walls | • Child Lock | • Plug type 240V; NEMA 6-15 (3 prong) | |
| • Spin Speed Up to 1400 rpm | | | |

300 Series

24" Compact Washer

Design:

- White Cabinet With White Dial and White Door Ring
- Touch Control Display
- Large 2.2 cu.ft. Capacity, Wash Up to 15.4 lbs Or 16 Bath Towels
- Clear Glass Window
- Matching Dryer WTG86400UC, (in November) WTG86403UC

Silence Level:

- Washing/Spinning 54/73 dBA

15 Individually-Tailored Washing Programs

- Cotton Normal, Cotton Light Soil, Permanent Press, Permanent Press Heavy Soil, Permanent Press Light Soil, Jeans, Quick Wash 30 mins., Heavy Duty, Delicates, Hand wash/ Wool, Allergen, Towels, Drum Clean, Drain, Rinse/ Spin

6 Options

- SpeedPerfect™, Temperature, Finish In, Extra Rinse, Prewash, Spin Speed, Start/Pause
- Plugs Into Wall Receptacle or Dryers WTG86400UC, WTG86401UC Or WTG865H3UC, See new dryers launching November 2020 (pages 3-4–3-6)



WAT28400UC

[WAT28400UC](#)

24" White Cabinet With White Dial and White Door Ring

1,099 1,249



This price list supersedes all previous price lists. Prices listed herein do not include applicable state or local taxes.

| Model Number | Description | MAP | MSRP |
|--------------|-------------|-----|------|
|--------------|-------------|-----|------|

500 Series

24" Compact Washer

Design:

- White Cabinet With Silver/White Dial and Silver Door Ring
- Touch Control Display
- Large 2.2 cu.ft. Capacity, Wash Up to 17.6 lbs Or 18 Bath Towels
- Clear Glass Window With Bosch Magneto
- Matching Dryer WTG86401UC

Quality:

- AquaShield® Hose Leak Protection System

Silence Level:

- Washing/Spinning 52/72 dBA

15 Individually-Tailored Washing Programs

- Cotton Normal, Cotton Light Soil, Permanent Press, Permanent Press Heavy Soil, Permanent Press Light Soil, Sanitize, Jeans, Quick Wash 30

mins., Bulky/Large Items, Delicates, Hand wash/Wool, Towels, Drum Clean

- Drain, Rinse/Spin

6 Options

- SpeedPerfect™, Temperature, Finish In, Extra Rinse, Prewash, Spin Speed, Start/Pause
- Plugs Into Dryers, WTG86400UC, WTG86401UC Or WTG865H3UC



WAT28401UC



WAT28401UC

24" White Cabinet With Silver/White Dial and Silver Door Ring

1,249 1,399

Discontinued Q4

24" Compact Washer

Home Connect™ Features

- App Allows You To Operate Washer From Anywhere In The Home
- Easy Start Option For Your Wash Cycle
- Energy Management Information

Design:

- White Cabinet With Silver/White Dial and Silver Door Ring
- Touch Control Display
- Large 2.2 cu.ft. Capacity, Wash Up to 17.6 lbs Or 18 Bath Towels

- Clear Glass Window with Bosch Magneto
- Matching Dryer WTW87NH1UC

Quality:

- ENERGY STAR® Most Efficient Certified
- AquaShield® Hose Leak Protection System

- **Silence Level:** Washing/Spinning 52/72 dBA

14 Individually-Tailored Washing Programs

- Cotton, Mix, Permanent Press, Whitest Whites, Sanitize, Outdoor/Sport, Jeans, Quick 30, Bulky/

Large Items, Delicates, HandWash/Wool, Drum Clean, Spin/Drain, Rinse

10 Options

- SpeedPerfect™, Temperature, Finish In, Prewash, Spin Speed, Start/Pause, EcoPerfect™, Rinse Plus, Remote Start, Stains (Stains Program Treats Oil, Food Based, Red Wine and Grass Based Stains)
- Plugs into Wall Receptacle or Dyer Adapter: WTG86403UC, WTW87NH1UC, WTG865H4UC



WAW285H1UC






NEW WAW285H1UC

24" White Cabinet With Silver/White Dial and Silver Door Ring

1,349 1,499

Available November



| Model Number | Description | MAP | MSRP |
|--|--|--------------|--------------|
| 800 Series | | | |
| 24" Compact Washer | | | |
| <div> <div> Home Connect™ Features <ul style="list-style-type: none"> • App Allows You to Operate Washer from Anywhere in the Home • Easy Start Option for Your Wash Cycle • Energy Management Information </div> <div> Design: <ul style="list-style-type: none"> • White Cabinet With Chrome Illuminated Selection Dial and Chrome Door Ring • Premium Large Touch Control Display • Large 2.2 cu.ft. Capacity, Wash Up to 17.6 lbs Or 18 Bath Towels • Interior LED Drum Light </div> </div> | | | |
| <div> <ul style="list-style-type: none"> • Clear Glass Window With Bosch Magneto • Matching Dryer WTG865H3UC, (in November) WTG865H4UC </div> | | | |
| <div> Quality: <ul style="list-style-type: none"> • AquaStop® Plus Leak Protection System </div> | | | |
| <div> Silence Level: <ul style="list-style-type: none"> • Washing/Spinning 50/71 dBA </div> | | | |
| <div> 14 Individually-Tailored Washing Programs <ul style="list-style-type: none"> • Cotton, Permanent Press, Permanent Press Heavy Soil, Whitest Whites, Sanitize, Super Quick 15 min., Quick Wash 30 min., Bulky/Large Items, </div> | | | |
| <div> <ul style="list-style-type: none"> • Delicates, Hand Wash/ Wool, Towels, Drum Clean, Spin/Drain, Rinse </div> | | | |
| <div> 10 Additional Options <ul style="list-style-type: none"> • SpeedPerfect™, Temperature, Finish In, Prewash, Spin Speed, Start/Pause, EcoPerfect™, Rinse Plus, Remote Start, Stains (Stains Program Treats Oil, Food Based, Red Wine and Grass Based Stains) • Plugs Into Wall Receptacle or Dryers, WTG86400UC, WTG86401UC Or WTG865H3UC See new dryers launching November 2020 (pages 3-4-3-6) </div> | | | |
| <div>  <p>WAW285H2UC</p>   </div> | | | |
| <u>WAW285H2UC</u> | 24" White Cabinet With Chrome Illuminated Selection Dial and Chrome Door Ring | 1,549 | 1,749 |



This price list supersedes all previous price lists. Prices listed herein do not include applicable state or local taxes.

| Model Number | Description | MAP | MSRP |
|--|-------------|-----|------|
| All Bosch Dryers Include the Following Features: <ul style="list-style-type: none"> • Large 4.0 cu.ft. Capacity • Anti-Vibration Circular Side Walls • Sensitive Drying System • Start/Pause • Child Lock • Extra-Fine Lint Filter • ActiveDry® System | | | |
| Installation: <ul style="list-style-type: none"> • Stackable, Side-by-Side, Under Counter Or Pedestal Option • No Ducting Required • Drain Pump and Hose Included • Power Cord Included | | | |

300 Series

24" Compact Condensation Dryer

Design:

- White Cabinet With White Dial and White Door Ring Touch Control Display
- Galvalume Drum
- Dry Up to 15.4 lbs Or 16 Bath Towels
- Clear See-Through Window
- Matching Washer WAT28400UC

Quality:

- Energy Consumption 315 kWh/year

Silence Level:

- 67 dBA

15 Individually-Tailored Drying Programs

- Cotton Extra Dry, Cotton Dry (Regular), Permanent Press Extra Dry, Permanent Press Damp, Jeans, Quick Dry Auto, Air Fluff/No Heat, Time

Dry Variable, Quick 40, Delicates, Heavy Duty, Sanitize, Hand Wash/Wool, Towels

6 Options

- Dry Level, Time Dry, Finish In, Wrinkle Block, Low Heat, Signal
- Washers WAT28400UC, WAT28401UC, WAW285H2UC, Can Be Plugged Into Dryer



WTG86400UC

WTG86400UC

**24" Ventless Condensation Drying System
White With White Dial and White Door Ring**

1,099 1,249

Discontinued Q4

24" Compact Condensation Dryer

Design:

- White Cabinet With White Dial and White Door Ring Touch Control Display
- Galvalume Drum
- Dry Up to 15.4 lbs Or 16 Bath Towels
- Clear See-Through Window
- Matching Washer WAT28400UC

Quality:

- ENERGY STAR® Certified
- Energy Consumption 315 kWh/year

Silence Level:

- 67 dBA

15 Individually-Tailored Drying Programs

- Cotton Extra Dry, Cotton Dry (Regular), Permanent Press Extra Dry, Permanent Press Damp, Jeans, Quick Dry Auto, Air Fluff/No Heat, Time Dry Variable, Quick 40, Delicates, Heavy Duty,

Sanitize, Hand Wash/Wool, Towels

6 Options

- Dry Level, Time Dry, Finish In, Wrinkle Block, Low Heat, Signal

New Dryer Plug In November 2020

- Plug type: 240V; NEMA 6-15 (3- prong)
- Dryer Is Supplied With A Power Adaptor To Fit Into A Standard 4-prong 30A Dryer Receptacle (NEMA 14-30R) And Powers Both Bosch Washer And Dryer



WTG86403UC



NEW WTG86403UC

**24" Ventless Condensation Drying System
White With White Dial and White Door Ring**

1,099 1,249

Available November



This price list supersedes all previous price lists. Prices listed herein do not include applicable state or local taxes.

| Model Number | Description | MAP | MSRP |
|--------------|-------------|-----|------|
|--------------|-------------|-----|------|

500 Series

24" Compact Condensation Dryer

Design:

- White Cabinet With Silver/White Dial and Silver Door Ring
- Touch Control Display
- Reversible Door (No Additional Parts Required)
- Stainless Steel Structured Drum
- Dry Up to 17.6 lbs Or 18 Bath Towels
- Clear Glass Window With Bosch Magneto
- Matching Washer

WAT28401UC

Quality:

- ENERGY STAR® Certified
- Energy Consumption 311 kWh/year

Silence Level:

- 65 dBA

15 Individually-Tailored

Drying Programs

- Cotton Extra Dry, Cotton Dry (Regular), Permanent Press Extra Dry, Permanent Press Dry, Permanent Press

Damp, Jeans, Quick Dry Auto, Air Fluff/No Heat, Time Dry Variable, Quick 40, Delicates, Sanitize, Hand Wash/Wool, Towels, Bulky/Large Items

6 Options

- Dry Level, Time Dry, Finish In, Wrinkle Block, Low Heat, Signal
- Washers WAT28400UC, WAT28401UC, WAW285H2UC, Can Be Plugged Into Dryer



WTG86401UC



WTG86401UC

24" Ventless Condensation Drying System With Silver/White Dial and Silver Door Ring

1,249 1,399

Discontinued Q4

24" Compact Heat Pump Dryer with Self-Cleaning Condenser

Home Connect™ Features...

- App Allows You to Operate Dryer from Anywhere in the Home
- Easy Start Option for Your Dry Cycle
- Energy Management Information

Design:

- White Cabinet With Silver/White Dial and Silver Door Ring
- Touch Control Display
- Reversible Door (No Additional Parts Required)
- Stainless Steel Structured Drum
- Dry Up to 17.6 lbs Or 18 Bath Towels
- Clear Glass Window With Bosch Magneto

- Matching Washer WAW285H1UC

Quality:

- ENERGY STAR® Most Efficient
- Energy Consumption 123 kWh/year
- Self Cleaning Condenser
- Dual-layer Lint Filtration System

Silence Level:

- 65 dBA

14 Individually-Tailored

Drying Programs

- Cotton, Permanent Press, Mix, Jeans, Quick Dry Auto, Air Fluff, Time Dry, Quick 40, Anti Shrink, Outdoor/Sport, Delicates, Sanitize, HandWash/Wool, Bulky/Large Items

9 Options

- Dryness Level, Time Dry, Finish in, Wrinkle Block, Low Heat, Remote Start, Start/Pause, Level Adjust, End Signal
- Washers WAT28400UC, WAW285H1UC, WAW285H2UC, Can Be Plugged Into Dryer Adapter

New Dryer Plug In

November 2020

- Plug type: 240V; NEMA 6-15 (3-prong)
- Dryer Is Supplied With A Power Adaptor To Fit Into A Standard 4-prong 30A Dryer Receptacle (NEMA 14-30R) And Powers Both Bosch Washer And Dryer



WTW87NH1UC



NEW WTW87NH1UC

24" Ventless Heat Pump Dryer with Self-Cleaning Condenser With Silver/White Dial and Silver Door Ring

1,399 1,549

Available November



This price list supersedes all previous price lists. Prices listed herein do not include applicable state or local taxes.

| Model Number | Description | MAP | MSRP |
|--------------|-------------|-----|------|
|--------------|-------------|-----|------|

800 Series

24" Compact Condensation Dryer

Home Connect™ Features...

- App Allows You to Operate Dryer from Anywhere in the Home
- Easy Start Option for Your Dry Cycle
- Energy Management Information
- ENERGY STAR® Certified

Design:

- White Cabinet With Chrome Illuminated Selection Dial and Chrome Door Ring
- Premium Large Touch Control Display

- Reversible Door (No Additional Parts Required)
- Stainless Steel Structured Drum
- Dry Up to 17.6 lbs Or 18 Bath Towels
- Interior LED Drum Light
- Clear Glass Window With Bosch Magneto
- Matching Washer WAW285H2UC

Quality:

- ENERGY STAR® Certified
- Energy Consumption 311 kWh/year

Silence Level:

- 63 dBA

14 Individually-Tailored Drying Programs

- SuperQuick 15, Cotton, Permanent Press, Jeans, Quick Dry Auto, Air Fluff, Time Dry, Quick 40, Anti Shrink, Delicates, Sanitize, Hand Wash/Wool, Towels, Bulky Large Items

9 Options

- Dryness Level, Time Dry, Finish in, Wrinkle Block, Low Heat, Remote Start, Start/Pause, Level Adjust, End Signalk
- Washers WAT28400UC, WAT28401UC, WAW285H2UC, Can Be Plugged Into Dryer



WTG865H3UC



WTG865H3UC

24" Ventless Condensation Drying System

1,549 1,749

Chrome Illuminated Selection Dial and Chrome Door Ring

Discontinued Q4

24" Compact Condensation Dryer

Home Connect™ Features

- App Allows You to Operate Dryer from Anywhere in the Home
- Easy Start Option for Your Dry Cycle
- Energy Management Information

Design:

- White Cabinet With Chrome Illuminated Selection Dial and Chrome Door Ring
- Premium Large Touch Control Display
- Interior LED Drum Light
- Reversible Door (No Additional Parts Required)
- Stainless Steel Structured Drum

- Dry Up to 17.6 lbs Or 18 Bath Towels
- Clear Glass Window With Bosch Magneto
- Matching Washer WAW285H2UC

Quality:

- ENERGY STAR® Certified
- Energy Consumption 315 kWh/year

Silence Level:

- 63 dBA

14 Individually-Tailored Drying Programs

- SuperQuick 15, Cotton, Permanent Press, Jeans, Quick Dry Auto, Air Fluff, Time Dry, Quick 40, Anti Shrink, Delicates, Sanitize, Hand Wash/Wool, Towels, Bulky Large Items

9 Options

- Dryness Level, Time Dry, Finish in, Wrinkle Block, Low Heat, Remote Start, Start/Pause, Level Adjust, End Signal
- Washers WAT28400UC, WAW285H1UC, WAW285H2UC, Can Be Plugged Into Dryer Adaptor

New Dryer Plug In November 2020

- Plug type: 240V; NEMA 6-15 (3- prong)
- Dryer Is Supplied With A Power Adaptor To Fit Into A Standard 4-prong 30A Dryer Receptacle (NEMA 14-30R) And Powers Both Bosch Washer And Dryer



WTG865H4UC



NEW WTG865H4UC

24" Ventless Condensation Drying System

1,549 1,749

Chrome Illuminated Selection Dial and Chrome Door Ring

Available November



This price list supersedes all previous price lists. Prices listed herein do not include applicable state or local taxes.

Model
Number

Description

| Accessories for Laundry | | | | | Washers | | | | Dryers | | | | | |
|-------------------------|--|---|-----|------|------------|------------|------------|------------|------------|------------|------------|------------|------------|------------|
| | Model Number | Description | MAP | MSRP | WAT28400UC | WAT28401UC | WAW285H1UC | WAW285H2UC | WTG86400UC | WTG86401UC | WTG86403UC | WTG865H3UC | WTG865H4UC | WTW87NH1UC |
| | <u>WMZ20600</u> | Drying Rack for Wool Items, Shoes, Etc. for Bosch 24" Dryers | 79 | 89 | | | | | • | • | • | • | • | • |
| | NEW WMZPW20W Available Q1 2021 | Pedestal With Drawer for 24" Washer | 299 | 329 | • | • | • | • | | | | | | |
| | NEW WTZPW20D Available Q1 2021 | Pedestal With Drawer for 24" Dryer | 299 | 329 | | | | | • | • | • | • | • | • |
| | <u>WTZ11400UC</u> | Stacking Kit With Pull Out Tray | 149 | 169 | • | • | • | • | • | • | • | • | • | • |
| | <u>WTZ20410UC</u> | Stacking Kit Without Pull Out Tray | 49 | 59 | • | • | • | • | • | • | • | • | • | • |
| | NEW WTZPA20UC Available Q4 | Dryer Power Adapter ¹ 240V; NEMA 14-30R to 6-15R | 69 | 79 | | | | | | | • | | • | • |

¹ Adaptor only works with new dryers launching November 2020



This price list supersedes all previous price lists. Prices listed herein do not include applicable state or local taxes.

| Model Number | Description | MAP | MSRP |
|--------------|-------------|-----|------|
|--------------|-------------|-----|------|

Built-in Coffee Machine

24" Built-in Coffee Machine

- Home Connect™ App Allows You to Prepare Coffee from Anywhere in the Home
- Within Minutes Prepare Espressos, Cappuccinos, Lattes, Macchiato and More
- MyFavorites Stores Up to 8 of Your Favorite Coffee Preferences
- Large TFT Color Touch Screen Interface
- Automatic System for Cleaning, Milk Steam Rinsing and Descaling
- AromaPro Provides Constant Pressure for an Enhanced Coffee Experience
- Grinding Settings for Dark Or Light Coffee
- CoffeeSensor Measures the Ground Coffee After Each Grinding Cycle
- OneTouch DoubleCup Dispenses Two Beverages At the Same Time
- Integrated Built-in Sensors Will Alert You When Coffee, Water Level Is Low
- AromaDouble Shot Prepares Extra-Strong Coffee With Less Bitterness
- Individual Cup Volume Allows You to Adjust Your Coffee Cup Size
- 1 lb. Bean Container
- 10-Cup Water Reservoir
- Stainless Steel 17 oz. Milk Container
- Built-In Drip Tray
- Soft-Closing Door
- 120 V



BCM8450UC



BCM8450UC

Bosch Built-In Coffee Machine

3,299 3,649

Accessories for Coffee Machine

| | | | | |
|---|--------------------------|------------------------|----------------|-----------|
| | | | | BCM8450UC |
|  | <u>HEZCMT3050</u> | 30" SS Trim Kit | 399 439 | • |

For coffee accessories, please see the Cleaners & Accessories Price List in the Sales SharePoint.

FREESTANDING RANGES

This price list supersedes all previous price lists. Prices listed herein do not include applicable state or local taxes.

| Model Number | Description | MAP | MSRP |
|--------------|-------------|-----|------|
|--------------|-------------|-----|------|

All Bosch Industrial-Style Ranges Include the Following Features:

- Powerful 18,000 BTU dual flame burner
- Continuous grate design
- Catalytic clean cavity
- Dishwasher safe grates
- Heavy metal knobs
- Kitchen timer
- One halogen light
- LP conversion kit

800 Series

30" Industrial-Style Gas Range

- 5-burners
- Oven capacity at 3.7 cu. ft.
- 3 cooking modes
- 2 standard racks
- 17,000 BTU Bake burner
- 11,500 BU Broil burner
- Electrical supply: 15 A, 120 V

| | | |
|---------------------|--------------------|---------------------|
| LR: 10,000 BTU (NG) | | RR: 5,000 BTU (NG) |
| LF: 5,000 BTU (NG) | C: 18,000 BTU (NG) | RF: 10,000 BTU (NG) |

| | | | |
|----------------------|------------------------------|--------------|--------------|
| NEW HGS8055UC | Stainless Steel | 3,399 | 3,749 |
| NEW HGS8045UC | Black Stainless Steel | 3,599 | 3,999 |



HGS8055UC



HGS8045UC

36" Industrial-Style Gas Range

- 6-burners adding more flexibility to your cooking
- Oven capacity at 3.5 cu. ft.
- 3 cooking modes
- 1 Telescopic rail with rack
- 1 Standard rack
- 17,000 BTU Bake burner
- 14,000 BU Broil burner
- Electrical supply: 15 A, 120 V

| | | |
|---------------------|---------------------|---------------------|
| LR: 5,000 BTU (NG) | CR: 10,000 BTU (NG) | RR: 10,000 BTU (NG) |
| LF: 18,000 BTU (NG) | CF: 10,000 BTU (NG) | RF: 10,000 BTU (NG) |

| | | | |
|----------------------|------------------------------|--------------|--------------|
| NEW HGS8655UC | Stainless Steel | 4,199 | 4,649 |
| NEW HGS8645UC | Black Stainless Steel | 4,599 | 5,099 |



HGS8655UC



HGS8645UC

FREESTANDING RANGES

This price list supersedes all previous price lists. Prices listed herein do not include applicable state or local taxes.

| Model Number | Description | MAP | MSRP |
|--------------|-------------|-----|------|
|--------------|-------------|-----|------|

800 Series

30" Industrial-Style Dual Fuel Range

- 5-burners
- Genuine European Convection
- Oven capacity at 3.9 cu. ft.
- 8 Cooking modes
- Sabbath mode
- 2 standard racks
- Temperature probe
- 1,700 W Bake element
- 2,900 W Broil element
- 2,700 W Convection element
- Electrical supply: 20 A, 240 V/208 V



HDS8055U



HDS8045U

| | | |
|---------------------|---------------------|---------------------|
| LR: 10,000 BTU (NG) | CR: 18,000 BTU (NG) | RR: 5,000 BTU (NG) |
| LF: 5,000 BTU (NG) | | RF: 10,000 BTU (NG) |

| | | | |
|---------------------|------------------------------|--------------|--------------|
| NEW HDS8055U | Stainless Steel | 3,799 | 4,199 |
| NEW HDS8045U | Black Stainless Steel | 4,099 | 4,549 |

36" Industrial-Style Dual Fuel Range

- 6-burners adding more flexibility to your cooking
- Genuine European Convection
- Oven capacity at 3.7 cu. ft.
- 8 Cooking modes
- Sabbath mode
- 1 Telescopic rail with rack
- 1 Standard rack
- Temperature probe
- 1,700 W Bake element
- 2,900 W Broil element
- 2,500 W Convection element
- Electrical supply: 20 A, 240 V/208 V



HDS8655U



HDS8645U

| | | |
|---------------------|---------------------|---------------------|
| LR: 5,000 BTU (NG) | CR: 10,000 BTU (NG) | RR: 10,000 BTU (NG) |
| LF: 18,000 BTU (NG) | CF: 10,000 BTU (NG) | RF: 10,000 BTU (NG) |

| | | | |
|---------------------|------------------------------|--------------|--------------|
| NEW HDS8655U | Stainless Steel | 4,699 | 5,199 |
| NEW HDS8645U | Black Stainless Steel | 4,999 | 5,499 |

Available Q3

SLIDE-IN RANGES

This price list supersedes all previous price lists. Prices listed herein do not include applicable state or local taxes.

| Model Number | Description | MAP | MSRP |
|--------------|-------------|-----|------|
|--------------|-------------|-----|------|

All Bosch Slide-In Ranges Include the Following Features:

- The Bosch Slide-in Range Fits in Any Freestanding Range Cutout
- 400 W Warming Drawer
- Touch Control for Easier Operation of the Oven
- Temperature Conversion for Convection Cooking
- 2–4 hr Time-Adjustable Self Clean
- Extra Large Door Window
- Star-K Certified 100°–450°F
- Rear Vent Trim Included

800 Series

30" Electric Slide-in Range

- 2,000 W Convection Ring Element
- Genuine European Convection
- Heavy-Duty Metal Knobs
- 11 Specialized Cooking Modes
- Fast Preheat™
- Kitchen Timer
- Large Oven Capacity At 4.6 cu.ft.
- Recessed 8-Pass 3,800 W Broil Element
- Powerful 2,400 W 4-Pass Bake Element
- Electrical Supply: 40 A



HEI8056U



HEI8046U

LR: 6" @
1,200 W

LF: 9"/6" @
3,000 W/1,400 W

C: 6" @
100 W Warming Element

RR: 6" @
1,200 W

RF: 9.5" @
3,200 W

[HEI8056U](#)

Stainless Steel

2,199 2,449

[HEI8046U](#)

Black Stainless Steel

2,299 2,549

30" Gas Slide-in Range

- Powerful 18,000 BTU Center Burner
- Heavy-Duty Metal Knobs
- Low-Profile Continuous Grate Design
- Stainless Steel Maintop
- 9 Specialized Cooking Modes
- Standard Convection
- 5 Burners Add Flexibility to Your Cooking
- Kitchen Timer
- Large Oven Capacity At 4.8 cu.ft.
- 18,000 BTU Bake Burner
- 12,500 BTU Broil Burner
- LP Conversion Kit Included
- Electrical Supply: 15 A



HGI8056UC



HGI8046UC

LR: 5,000 BTU (NG)

LF: 10,000 BTU (NG)

C: 18,000 BTU (NG)

RR: 5,000 BTU (NG)

RF: 15,000 BTU (NG)

[HGI8056UC](#)

Stainless Steel

2,299 2,549

[HGI8046UC](#)

Black Stainless Steel

2,399 2,649

SLIDE-IN RANGES

This price list supersedes all previous price lists. Prices listed herein do not include applicable state or local taxes.

| Model Number | Description | MAP | MSRP |
|--------------|-------------|-----|------|
|--------------|-------------|-----|------|

800 Series

30" Dual Fuel Slide-in Range

- Powerful 18,000 BTU Center Burner
- Heavy-Duty Metal Knobs
- Low-Profile Continuous Grate Design
- Stainless Steel Maintop
- 11 Specialized Cooking Modes
- 2,000 W Convection Ring Element
- Genuine European Convection
- Temperature Probe
- Fast Preheat™
- 5 Burners Add Flexibility to Your Cooking
- Two Oven Lights
- Kitchen Timer
- Large Oven Capacity At 4.6 cu.ft.
- Recessed 8-Pass 3,800 W Broil Element
- Powerful 2,400 W 4-Pass Bake Element
- LP Conversion Kit Included
- Electrical Supply: 30 A



HDI8056U

LR: 5,000 BTU (NG)

LF: 10,000 BTU (NG)

C: 18,000 BTU (NG)

RR: 5,000 BTU (NG)

RF: 15,000 BTU (NG)

HDI8056U

Stainless Steel

2,699 2,999

30" Induction Slide-in Range

- 17 Heat Levels
- A 11" Heating Element Offers 3,700 W of Power
- Easier to Clean and More Efficient
- SpeedBoost®
- Each Element Has an Independent Countdown Timer
- ChildLock
- SafeStart
- 11 Specialized Cooking Modes
- 2,000 W Convection Ring Element
- Genuine European Convection
- Temperature Probe
- Fast Preheat™
- One Oven Light
- Large Oven Capacity At 4.6 cu.ft.
- Recessed 8-Pass 3,800 W Broil Element
- Powerful 2,400 W 4-Pass Bake Element
- Electrical Supply: 40 A



HII8056U



HII8046U

LR: 9" @
2,200 W/3,700 W (SpeedBoost®)

LF: 6" @
1,400 W/2,200 W (SpeedBoost®)

RR: 11" @
2,600 W/3,700 W (SpeedBoost®)

RF: 6" @
1,400 W/2,200 W (SpeedBoost®)

HII8056U

Stainless Steel

3,399 3,749

HII8046U

Black Stainless Steel

3,499 3,849

This price list supersedes all previous price lists. Prices listed herein do not include applicable state or local taxes.

Model
Number

Description

MAP

MSRP

Accessories for Industrial Style Ranges

| | | | | | Gas | Dual Fuel |
|---|-----------------------|--|-----|-----|-----|-----------|
|  | NEW HEZ9GR41UC | Griddle for Industrial Style Range | 179 | 199 | . | . |
|  | NEW HEZ9GW23UC | Wok Ring for Industrial Style Range | 69 | 79 | . | . |
|  | NEW HEZ9YZ30UC | 9" Low Backguard for 30" Industrial Style Range, Stainless Steel | 179 | 199 | . | . |
|  | NEW HEZ9YZ36UC | 9" Low Backguard for 36" Industrial Style Range, Stainless Steel | 189 | 209 | . | . |
|  | NEW HEZ8YZ30UC | 9" Low Backguard for 30" Industrial Style Range, Black Stainless Steel | 229 | 259 | . | . |
|  | NEW HEZ8YZ36UC | 9" Low Backguard for 36" Industrial Style Range, Black Stainless Steel | 239 | 269 | . | . |
|  | NEW HEZ9ZZ30UC | 3" Rear Vent Trim Extension for 30" Industrial Style Range, Stainless Steel | 119 | 139 | . | . |
|  | NEW HEZ9ZZ36UC | 3" Rear Vent Trim Extension for 36" Industrial Style Range, Stainless Steel | 119 | 139 | . | . |
|  | NEW HEZ8ZZ30UC | 3" Rear Vent Trim Extension for 30" Industrial Style Range, Black Stainless Steel | 139 | 159 | . | . |
|  | NEW HEZ8ZZ36UC | 3" Rear Vent Trim Extension for 36" Industrial Style Range, Black Stainless Steel | 139 | 159 | . | . |
|  | NEW HEZ9YZ04UC | Side Panel Extension Kit for Industrial Style Range, Stainless Steel Provides full side coverage extending to rear of range | 89 | 99 | . | . |
|  | NEW HEZ8YZ04UC | Side Panel Extension Kit for Industrial Style Range, Black Stainless Steel Provides full side coverage extending to rear of range | 99 | 109 | . | . |

This price list supersedes all previous price lists. Prices listed herein do not include applicable state or local taxes.














Model
Number

Description

MAP

MSRP

Accessories for Slide-in Ranges

| | | | | | Electric | Gas | Dual Fuel | Induction |
|---|---|--|-----|-----|----------|-----|-----------|----------------|
|  | HEZ298102 | Wok Ring—Attaches to Grates | 69 | 79 | | • | | |
|  | Stainless Steel Pan With Aluminum Core Optimized for Cooking With AutoChef® Element • Superior Heat Distribution | | | | • | • | • | • |
| | HEZ390210 | 8" Pan for 6" Element | 89 | 99 | | | | |
|  | HEZ390220 | 9" Pan for 7" Element | 99 | 109 | • | • | • | • |
|  | HEZ390230 | 10" Pan for 8" and 9" Elements | 119 | 139 | • | • | • | • |
|  | HEZGR301 | Griddle for on Top of Gas Grates | 139 | 159 | | • | | |
|  | Teppanyaki Works on Electric and Induction Cooking Surfaces • Optimized for Cooking on Induction Cooktops | | | | • | | | • |
| | HEZ390512 | Teppanyaki | 369 | 409 | | | | |
|  | Non-Stick Induction Grill Non-Stick Cast Aluminum with a Thick Ferromagnetic Base • Ideal For Grilling Meats, Seafood and Vegetables | | | | | | | • ¹ |
| | HEZ9GR37UC | 17" x 9" Grill Pan | 249 | 279 | | | | |
|  | HEZTR301 | Gliding Telescopic Rack | 279 | 309 | • | • | | • |
|  | HEZBS301 | 4" Low Back Accessory for Electric and Induction Slide-in Ranges | 249 | 279 | • | | | • |
|  | HGZBS301 | 4" Low Back Accessory for Gas Slide-in Ranges | 219 | 249 | | • | | |
|  | HDZBS301 | 4" Low Back Accessory for Dual-Fuel Slide-in Ranges | 249 | 279 | | | • | |
|  | HDZIT301 | Island Trim Accessory For Use in Dual-Fuel Range Island Applications | 249 | 279 | | | • | |
|  | HGZIT301 | Island Trim Accessory For Use in Gas Range Island Applications | 219 | 249 | | • | | |

¹ FlexInduction® Models Only

OVER-THE-RANGE MICROWAVE OVENS

This price list supersedes all previous price lists. Prices listed herein do not include applicable state or local taxes.

| Model Number | Description | MAP | MSRP |
|--------------|-------------|-----|------|
|--------------|-------------|-----|------|

All Bosch Over-the-Range Microwaves Include the Following Features:

- Design-Matched for Use in Combination With Bosch Range Or Cooktop
- Exclusive Stainless Steel Handle
- Easy to Read White LCD Display
- Easy to Use Touch Control
- Side-Hinged Door Allows Full Access to Microwave Cavity
- Installation for Recirculation Or Outside Venting
- Reheat Setting
- Potato Program
- Automatic Defrost
- Popcorn Program
- Timer With Cook Time and Automatic Shut Off Function
- Convenient Kitchen Timer
- Easily Adds 30 Seconds to Cooking Time
- 10 Microwave Power Levels
- Plugs Into Standard 110 V, 3-Prong Outlet

300 Series

30" Over-the-Range Microwave

- Stainless Steel Colored Vent Grid
- 1.6 cu.ft. Large Oven Capacity
- Large 13 1/2" Glass Turntable
- Three-Speed Vent With Up to 300 CFM Power
- Two Surface Lights for Bright Cooktop Illumination



HMV3053U

[HMV3053U](#)

Stainless Steel

449 499

500 Series

30" Over-the-Range Microwave

- Easy-Clean Stainless Steel Vent Cover
- 2.1 cu.ft. Large Oven Capacity
- Large 14 3/16" Glass Turntable
- 8 Sensor Programs
- Four-Speed Vent With Up to 385 CFM Power
- Two LED Lights for Bright Cooktop Illumination
- Double Microwave Distribution System



HMV5053U

[HMV5053U](#)

Stainless Steel

549 649

800 Series

30" Over-the-Range Convection Microwave

- Easy-Clean Stainless Steel Vent Cover
- 1.8 cu.ft. Large Oven Capacity
- Large 14 3/16" Glass Turntable
- 8 Sensor Programs
- Four-Speed Vent With Up to 385 CFM Power
- Two LED Lights for Bright Cooktop Illumination
- Convection Cooking
- Full Stainless Steel Cavity



HMV8044U

[HMV8044U](#)

Black Stainless Steel

799 899

[HMV8053U](#)

Stainless Steel




749 849



HMV8053U

BUILT-IN MICROWAVE OVENS

This price list supersedes all previous price lists. Prices listed herein do not include applicable state or local taxes.

| Model Number | Description | MAP | MSRP |
|--|--|--|--------------|
| 500 Series | | | |
| 24" Speed Oven | | | |
| <ul style="list-style-type: none"> • Cooks Faster Than a Traditional Oven and Can Also Be Used As a Microwave • LCD Display and LED Light • 1.6 cu.ft. Overall Capacity • Nine SpeedChef® Cooking Cycles • Convection Broil and Convection Bake Modes • Seven Auto Sensor Microwave Cycles | | <ul style="list-style-type: none"> • 1,000 W Microwave • 1,750 W Broil Element • 600 W Bake Element • 1,700 W Convection Element • Electrical Connection – 120 V NEMA 5-20 3-Prong Plug • Electric Load – 20 A • Kitchen Timer and Panel Lock Setting | |
| | | <ul style="list-style-type: none"> • Stainless Steel Cooking Interior • Cut-Resistant Metal Turntable and Separate Ceramic Cooking Tray • Multi-Use Oven Rack • Wall Or Under Counter Approved Installation (Not Under a Cooktop) | |
| | |  HMC54151UC | |
| <u>HMC54151UC</u> | 24" 120 V Speed Oven, Stainless Steel | 1,699 | 1,899 |
| 27" and 30" Built-in Microwave Touch Control With Drop Down Door | | | |
| <ul style="list-style-type: none"> • LCD Display and LED Light • 1.6 cu.ft. Overall Capacity • 14 1/8" Glass Turntable | | <ul style="list-style-type: none"> • Microwave Power: 950 W • 10 Power Levels • Sensor Cooking | |
| | | <ul style="list-style-type: none"> • Sensor Reheat • No Trim Kit Required • Plugs Into a Standard 120 V, 3-Prong Outlet | |
| | |  HMB57152UC | |
| <u>HMB57152UC</u> | 27" Microwave, Stainless Steel | 1,249 | 1,399 |
| <u>HMB50152UC</u> | 30" Microwave, Stainless Steel | 1,249 | 1,399 |
| <u>HMB50162UC</u> | 30" Microwave, Black | 1,249 | 1,399 |
| | |  HMB50152UC | |

BUILT-IN MICROWAVE OVENS

This price list supersedes all previous price lists. Prices listed herein do not include applicable state or local taxes.

| Model Number | Description | MAP | MSRP |
|--------------|-------------|-----|------|
|--------------|-------------|-----|------|

800 Series

27" and 30" Speed Ovens

- Cooks Faster Than a Traditional Oven and Can Also Be Used As a Microwave
- LCD Display and LED Light
- 1.6 cu.ft. Overall Capacity
- Nine SpeedChef® Cooking Cycles
- Convection Broil and Convection Bake Modes
- Seven Auto Sensor Microwave Cycles
- 1,000 W Microwave
- 1,750 W Broil Element
- 600 W Bake Element
- 1,700 W Convection Element
- Electrical Connection – 120 V NEMA 5-20 3-Prong Plug for HMC80152UC and HMC87152UC; 240 V Direct Wire for HMC80252UC and HMC80242UC
- Electric Load – 20 A
- Kitchen Timer and Panel Lock Setting
- Stainless Steel Cooking Interior
- Cut-Resistant Metal Turntable and Separate Ceramic Cooking Tray
- Multi-Use Oven Rack
- Wall Or Under Counter Approved Installation



HMC87152UC



HMC80152UC



HMC80242UC

| | | | |
|-----------------------------------|--|--------------|--------------|
| <u>HMC87152UC</u> | 27" 120 V Speed Oven, Stainless Steel | 1,749 | 1,949 |
| <u>HMC80252UC</u> | 30" 240 V Speed Oven, Stainless Steel | 1,949 | 2,149 |
| <u>HMC80242UC</u> | 30" 240 V Speed Oven, Black Stainless Steel | 1,999 | 2,199 |
| <u>HMC80152UC</u> | 30" 120 V Speed Oven, Stainless Steel | 1,749 | 1,949 |

24" and 30" Drawer Microwave Oven

- Touch Control With White Display
- 1.2 cu.ft. Overall Capacity
- Microwave Power: 950 W
- 10 Power Levels
- Sensor Cooking
- Door Opens and Closes Through Touch Control
- Can Be Installed Flush



HMD8451UC



HMD8053UC

| | | | |
|----------------------------------|--|--------------|--------------|
| <u>HMD8451UC</u> | 24" Drawer Microwave, Stainless Steel | 1,499 | 1,649 |
| <u>HMD8053UC</u> | 30" Drawer Microwave, Stainless Steel | 1,599 | 1,799 |

This price list supersedes all previous price lists. Prices listed herein do not include applicable state or local taxes.

| Model Number | Description | MAP | MSRP |
|--------------|-------------|-----|------|
|--------------|-------------|-----|------|

All Bosch 500 Series 24" Built-In Ovens Include the Following Features:

- Oven Is Perfect for Kitchens With a Smaller Footprint
- Designed to Be Installed Flush With Your Cabinetry
- Genuine European Convection Ensures Even Cooking and Baking Results on Multiple Racks
- Halogen Light to Better Monitor Cooking Progress
- Kitchen Timer

500 Series

24" Single Wall Oven, European Convection

- Telescopic Extension Rail
- Knob Control
- 9 Oven Modes
- Custom Cooking Modes: Pie, Frozen Foods, Defrost, Warm, and Broil Plus
- The DualClean® System Uses the Cavity Coating and Heat to Burn Off Most Grease
- Timer With Cook Time and Delay Start Function
- Capacity At 2.8 cu.ft.
- 8-Pass Broil Element



HBE5453UC

HBE5453UC

24" Stainless Steel

1,899 2,099

24" Single Wall Oven, European Convection

- Home Connect™ Features. Remotely Monitor and Control the Wall Oven With Wi-Fi Connectivity
- 24" Touch Control Bosch Wall Oven With Full Color TFT Display
- 12 Oven Modes
- Designed With Black Glass Door and a Unique Ring Control
- Custom Cooking Modes: Convection Multi-Rack, Bake, Pizza, Roast, Proof, Convection Broil, Broil, Slow Cooking, Defrost, Plate Warming, Warming
- Sabbath Mode
- EcoClean® Coating Uses Heat to Burn Off Most Grease
- Three Standard Racks
- Capacity At 2.5 cu.ft.



HBE5452UC



HBE5452UC

24" Stainless Steel

2,099 2,349

BUILT-IN OVENS

This price list supersedes all previous price lists. Prices listed herein do not include applicable state or local taxes.

| Model Number | Description | MAP | MSRP |
|--------------|-------------|-----|------|
|--------------|-------------|-----|------|

All Bosch 500 Series 27" and 30" Built-In Ovens Include the Following Features:

- Heavy-Duty Metal Knobs for a Premium Look and Feel
- Compatible With Most Existing Cut-Outs
- Designed to Be Installed Flush With Your Cabinetry
- 2, 3, and 4-Hour Self-Clean Cycles
- One Oven Light
- Kitchen Timer
- Extra Large Door Window for Easy Monitoring of Cooking Process
- Star-K Certified 100°–450°F
- Large Capacity At 4.6 cu.ft. (3.9 cu. ft. for 27")
- Recessed 8-Pass Broil Element for Increased Capacity and Safety

500 Series

30" Single Wall Ovens, Thermal Cooking

- Thermal Cooking With Bake, Broil, Roast, and Warm
- 6 Oven Modes

HBL5351UC

30" Stainless Steel

1,899 2,099



HBL5351UC

27" and 30" Single Wall Oven, European Convection

- Genuine European Convection
- 14 Oven Modes
- Custom Cooking Modes: Pizza, Pie, Warm and Proof
- Temperature Conversion for Convection Cooking

HBN5451UC

27" Stainless Steel

2,199 2,449



HBN5451UC

HBL5451UC

30" Stainless Steel

2,199 2,449

30" Double Wall Oven, Thermal Cooking

- Thermal Cooking With Bake, Broil, Roast and Warm in Both Cavities

HBL5551UC

30" Stainless Steel

2,899 3,199



HBL5551UC

BUILT-IN OVENS

This price list supersedes all previous price lists. Prices listed herein do not include applicable state or local taxes.

| Model Number | Description | MAP | MSRP |
|--------------|-------------|-----|------|
|--------------|-------------|-----|------|

500 Series

27" and 30" Double Wall Oven, European Convection (Upper Cavity)

- Genuine European Convection in Upper Oven
- 14 Upper Oven Modes
- Custom Cooking Modes
Upper Oven: Pizza, Pie, Warm and Proof
- Thermal Cooking With Bake, Broil, Roast and Warm in Lower Oven
- Temperature Conversion for Convection Cooking in Upper Oven

HBN5651UC **27" Stainless Steel** **3,199** **3,549**

HBL5651UC **30" Stainless Steel** **3,199** **3,549**



HBL5651UC

30" Microwave Combination Oven

- Combination Oven Featuring a Microwave and Wall Oven With Stainless Steel Knobs
- 1.6 cu.ft. Capacity Microwave With Drop Down Door and LCD Display
- Genuine European Convection in Lower Oven

HBL57M52UC **30" Stainless Steel** **3,499** **3,849**



HBL57M52UC

BUILT-IN OVENS

This price list supersedes all previous price lists. Prices listed herein do not include applicable state or local taxes.

| Model Number | Description | MAP | MSRP |
|---|--|---|------|
| All Bosch 800 Series 27" and 30" Built-In Ovens Include the Following Features: | | | |
| <ul style="list-style-type: none"> • QuietClose® Door • A Full-Extension Telescopic Rack • Designed to Be Installed Flush With Your Cabinetry • Compatible With Most Existing Cut-Outs • 15 Oven Modes • Custom Cooking Modes: Pizza, Pie, Warm and Proof | <ul style="list-style-type: none"> • Genuine European Convection • Temperature Conversion for Convection Cooking • Touch Control With SteelTouch™ Buttons Makes Operating the Oven Easier • Temperature Probe Takes Guesswork Out of Cooking • Fast Preheat™ Reduces Preheat Time • 2, 3, and 4-Hour Self-Clean Cycles | <ul style="list-style-type: none"> • Two Oven Lights • Timer With Cook Time and Delay Start Function • Extra Large Door Window for Easy Monitoring of Cooking Process • Star-K Certified 100°–450°F • Large Capacity At 4.6 cu.ft. (3.9 cu.ft. for 27") • Recessed 8-Pass Broil Element for Increased Capacity and Safety | |

800 Series

27" Single Wall Oven

| | | | |
|----------------------------------|---------------------|-------|-------|
| <u>HBN8451UC</u> | 27" Stainless Steel | 2,499 | 2,749 |
|----------------------------------|---------------------|-------|-------|



HBN8451UC

30" Single Wall Ovens

- Home Connect™ Features. Remotely Monitor and Control the Wall Oven With Wi-Fi Connectivity

| | | | |
|----------------------------------|--|-------|-------|
| <u>HBL8453UC</u> | 30", Single Wall Oven, Stainless Steel | 2,649 | 2,949 |
| <u>HBL8463UC</u> | 30", Single Wall Oven, Black | 2,649 | 2,949 |
| <u>HBL8443UC</u> | 30", Single Wall Oven, Black Stainless Steel | 2,849 | 3,149 |



HBL8453UC



HBL8463UC



HBL8443UC



This price list supersedes all previous price lists. Prices listed herein do not include applicable state or local taxes.

| Model Number | Description | MAP | MSRP |
|--------------|-------------|-----|------|
|--------------|-------------|-----|------|

800 Series

27" and 30" Double Wall Oven

- 15 Upper Oven Modes
- 6 Lower Oven Modes
- Genuine European Convection in Upper Oven
- Thermal Cooking With Bake, Broil, Roast and Warm in Lower Oven



HBL8651UC



HBL8661UC



HBL8642UC

| | | | |
|----------------------------------|----------------------------------|--------------|--------------|
| <u>HBN8651UC</u> | 27" Stainless Steel | 3,599 | 3,999 |
| <u>HBL8651UC</u> | 30" Stainless Steel | 3,599 | 3,999 |
| <u>HBL8661UC</u> | 30" Black | 3,499 | 3,849 |
| <u>HBL8642UC</u> | 30" Black Stainless Steel | 3,799 | 4,199 |

30" Speed Combination Oven

- Home Connect™ Features. Remotely Monitor and Control the Lower Wall Oven With Wi-Fi Connectivity
- Combination Oven Featuring a Speed Oven and Wall Oven With Touch Control
- Speed Oven Cooks Faster Than a Traditional Oven
- Speed Oven: For Additional Details Please Review SKU HMC80252UC (See Page 6-7)
- 15 Lower Oven Modes



HBL8753UC



HBL8743UC

| | | | |
|----------------------------------|---|--------------|--------------|
| <u>HBL8753UC</u> | 30", Combo, Stainless Steel, | 4,599 | 5,099 |
| <u>HBL8743UC</u> | 30", Combo, Black Stainless Steel, | 4,999 | 5,499 |

This price list supersedes all previous price lists. Prices listed herein do not include applicable state or local taxes.

| Model Number | Description | MAP | MSRP |
|--------------|-------------|-----|------|
|--------------|-------------|-----|------|

800 Series

30" Microwave Combination Oven

- Home Connect™ Features. Remotely Monitor and Control the Lower Wall Oven With Wi-Fi Connectivity
- Combination Oven Featuring a Microwave and Wall Oven With Touch Control
- 1.6 cu.ft. Capacity Microwave With Drop Down Door and LCD Display
- 15 Lower Oven Modes

HBL87M53UC

30", Stainless Steel

3,999 4,399





HBL87M53UC



BUILT-IN WARMING DRAWERS

This price list supersedes all previous price lists. Prices listed herein do not include applicable state or local taxes.

| Model Number | Description | MAP | MSRP |
|---|----------------------------|--|--------------|
| 500 Series | | | |
| 27" and 30" Warming Drawers | | | |
| <ul style="list-style-type: none"> Keeps Meals Hot and Is Designed to Match the Perfectly Flush Fit of a Bosch Wall, Speed Or Steam Oven 3 Settings to Keep Meals Hot and Ready to Serve Installs Vertically Under Bosch Speed, Steam Or Wall Oven | | <ul style="list-style-type: none"> Matches Bosch Built-in Products Install Either Flush Or Proud 450 W Heating Element Concealed Below Drawer Special Dough Proofing Mode Sturdy Ball Bearing Telescopic Rails for Smooth Opening | |
| | | <ul style="list-style-type: none"> Star-K Certified 1 Hour Automatic Shut Off Function With Adjustable Timer 2.2 cu.ft. Large Cavity (1.9 cu.ft. for 27") Lower Side Walls Allow Easy Loading and Unloading of Drawer | |
| | |  HWD5051UC | |
| <u>HWD5051UC</u> | 30" Stainless Steel | 1,199 | 1,349 |
| <u>HWD5751UC</u> | 27" Stainless Steel | 1,149 | 1,299 |
| 30" Storage Drawer | | | |
| <ul style="list-style-type: none"> Designed to Match the Perfectly Flush Fit of a Bosch Wall, Speed Or Steam Oven | | <ul style="list-style-type: none"> Fits 30" Racks, the Temperature Probe and Other Cooking Relevant Utensils A Silicone Mat Protects the Bottom of Drawer 2.4 cu.ft. Large Cavity | |
| | |  HSD5051UC | |
| <u>HSD5051UC</u> | 30" Stainless Steel | 649 | 749 |

This price list supersedes all previous price lists. Prices listed herein do not include applicable state or local taxes.

| Model Number | Description | MAP | MSRP | | |
|---|---|------------|------------|-----------------------|----------------------------------|
| Accessories for Ovens | | | | 30" Single Wall Ovens | 30" Single and Double Wall Ovens |
|  | Ball Bearing Telescopic Rack Ball Bearing Full Extension Telescopic Racks • Adjustable to All Rack Support Levels • Convenient Handling • Easy to Operate • Available As Separate Accessory for Even More Convenience <u>HEZTR301</u> 30" Telescopic Rack | 279 | 309 | | • |

This price list supersedes all previous price lists. Prices listed herein do not include applicable state or local taxes.

| Model Number | Description | MAP | MSRP |
|--------------|-------------|-----|------|
|--------------|-------------|-----|------|

All Bosch Induction Cooktops Include the Following Features:

- Faster Than Gas Or Electric
- Easier to Clean and More Efficient
- SpeedBoost®
- PotSense
- Each Element Has an Independent Countdown Timer
- ChildLock
- See All Pan Accessories on Page 9-2

500 Series

24" Induction Cooktop

- An 11" Heating Element Offers 3,700 W of Power
- 30 A Breaker



NIT5469UC

| | |
|--|---|
| LR: 11" @ 2,600 W/3,700 W (SpeedBoost®) | RR: 7" @ 1,800 W/3,100 W (SpeedBoost®) |
| | RF: 6" @ 1,400 W/2,200 W (SpeedBoost®) |

NIT5469UC

24" Induction Cooktop, Black, Frameless

1,499 1,649

30" Induction Cooktop

- An 11" Heating Element Offers 3,700 W of Power
- 30 A Breaker



NIT5068UC

| | |
|---|--|
| LR: 9" @ 2,200 W/3,700 W (SpeedBoost®) | RR: 11" @ 2,600 W/3,700 W (SpeedBoost®) |
| LF: 6" @ 1,400 W/2,200 W (SpeedBoost®) | RF: 6" @ 1,400 W/2,200 W (SpeedBoost®) |

NIT5068UC

30" Induction Cooktop, Black, Frameless

1,649 1,849

36" Induction Cooktop

- Dual 12" Heating Element Offers 3,700 W of Power
- 40 A Breaker



NIT5668UC

| | | |
|---|--|---|
| LR: 7" @ 1,800 W/3,100 W (SpeedBoost®) | C: 12"/9" @ 3,700 W/5,400 W (SpeedBoost®)/ 2,200 W/3,300 W (SpeedBoost®) | RR: 6" @ 1,400 W/2,200 W (SpeedBoost®) |
| LF: 7" @ 1,800 W/3,100 W (SpeedBoost®) | | RF: 9" @ 2,200 W/3,700 W (SpeedBoost®) |

NIT5668UC

36" Induction Cooktop, Black, Frameless

1,949 2,149

This price list supersedes all previous price lists. Prices listed herein do not include applicable state or local taxes.

| Model Number | Description | MAP | MSRP |
|--------------|-------------|-----|------|
|--------------|-------------|-----|------|

800 Series

30" Induction Cooktop

- Home Connect™ (Wi-Fi Enabled)
- AutoChef®
- An 11" Heating Element Offers 3,700 W of Power
- PreciseSelect®
- Hood Control
- 30 A Breaker
- SafeStart



NIT8069SUC

| | |
|---|--|
| LR: 9" @ 2,200 W/3,700 W (SpeedBoost®) | RR: 11" @ 2,600 W/3,700 W (SpeedBoost®) |
| LF: 6" @ 1,400 W/2,200 W (SpeedBoost®) | LF: 6" @ 1,400 W/2,200 W (SpeedBoost®) |

[NIT8069SUC](#)

30" Induction Cooktop, Black With Stainless Steel Frame

2,049 2,299

[NIT8069UC](#)

30" Induction Cooktop, Black, Frameless

2,049 2,299



NIT8069UC



36" Induction Cooktop

- Home Connect™ (Wi-Fi Enabled)
- AutoChef®
- Dual 12" Heating Element With Powerful 5,400 W
- PreciseSelect®
- Hood Control
- 40 A Breaker



NIT8669SUC

| | | |
|---|---|---|
| LR: 7" @ 1,800 W/3,100 W (SpeedBoost®) | C: 12"/9" @ 3,700 W/5,400 W (SpeedBoost®) 2,200 W/3,300 W (SpeedBoost®) | RR: 6" @ 1,400 W/2,200 W (SpeedBoost®) |
| LF: 7" @ 1,800 W/3,100 W (SpeedBoost®) | | RF: 9" @ 2,200 W/3,700 W (SpeedBoost®) |

[NIT8669SUC](#)

36" Induction Cooktop, Black With Stainless Steel Frame

2,449 2,699

[NIT8669UC](#)

36" Induction Cooktop, Black, Frameless

2,449 2,699



NIT8669UC



This price list supersedes all previous price lists. Prices listed herein do not include applicable state or local taxes.

| Model Number | Description | MAP | MSRP |
|--------------|-------------|-----|------|
|--------------|-------------|-----|------|

500 Series

24" Knob Control, Frameless Design

- 4 Elements
- Knob Controls for Precision Cooking
- Heat Indicator for Each Element
- 8" Heating Element With Powerful 2,200 W
- Power/Amps: 240 V, 60 Hz/30 A



NEM5466UC

| | |
|---------------------|---------------------|
| LR: 8" @ 2,200 W | RR: 6" @ 1,200 W |
| LF: 6" @ 1,850 W | RF: 7" @ 1,800 W |

NEM5466UC**24" Electric Cooktop****849 949****30" Knob Control, Frameless Design**

- Dual Element Offer the Capability to Use Multiple Pan Sizes
- Infinite Temperature Controls for Precision Cooking
- Heat Indicator
- 9" Heating Element With Powerful 2,500 W
- Power/Amps: 240 V, 60 Hz/30 A



NEM5066UC

| | |
|------------------------------|---------------------|
| LR: 7" @ 1,800 W | RR: 6" @ 1,200 W |
| LF: 7"/5" @ 1,700 W/700 W | RF: 9" @ 2,500 W |

NEM5066UC**30" Electric Cooktop****999 1,099****36" Knob Control, Frameless Design**

- 2 Dual Elements Offer the Capability to Use Multiple Pan Sizes
- Infinite Temperature Controls for Precision Cooking
- Heat Indicator
- 9" Heating Element With Powerful 2,500 W
- Power/Amps: 240 V, 60 Hz/40 A



NEM5666UC

| | | |
|------------------------------|--------------------|--------------------------------|
| LR: 7" @ 1,800 W | C: 7" @ 1,800 W | RR: 6" @ 1,200 W |
| LF: 7"/5" @ 1,700 W/700 W | | RF: 9"/6" @ 2,500 W/1,100 W |

NEM5666UC**36" Electric Cooktop****1,049 1,199**

This price list supersedes all previous price lists. Prices listed herein do not include applicable state or local taxes.

| Model Number | Description | MAP | MSRP |
|--------------|-------------|-----|------|
|--------------|-------------|-----|------|

800 Series

30" Cooktop With Or Without Stainless Steel Frame

- | | | |
|--|--|---|
| <ul style="list-style-type: none"> • PreciseSelect® • Front and Back Stainless Steel Frame • Bridge Element • Dual Element | <ul style="list-style-type: none"> • SpeedBoost® • Clean Lock • 2-Level Heat Indicator • ChildLock • Built-In Timers for Each | <ul style="list-style-type: none"> • Element: Doubles As General-Purpose Kitchen Timer • Power/Amps: 240, 60 Hz/ 40 A |
|--|--|---|



NET8068SUC



NET8068UC

| | | |
|------------------------------------|---|---------------------|
| LR: 7" @ 1,800 W (400 W Bridge) | C: 9"/6" @ 3,600 W/1,400 W (SpeedBoost®) | |
| LF: 7" @ 1,800 W | | RF: 6" @ 1,200 W |

| | | |
|--------------------------|---|--------------------|
| <u>NET8068SUC</u> | 30" Electric Cooktop, Black With Stainless Steel Frame | 1,149 1,299 |
|--------------------------|---|--------------------|

| | | |
|-------------------------|---|--------------------|
| <u>NET8068UC</u> | 30" Electric Cooktop, Black, Frameless | 1,149 1,299 |
|-------------------------|---|--------------------|

36" Cooktop With Or Without Stainless Steel Frame

- | | | |
|---|--|---|
| <ul style="list-style-type: none"> • PreciseSelect® • Front and Back Stainless Steel Frame • Bridge Element • 2 Dual Elements | <ul style="list-style-type: none"> • SpeedBoost® • Clean Lock • 2-Level Heat Indicator • ChildLock • Built-In Timers for Each | <ul style="list-style-type: none"> • Element: Doubles As General-Purpose Kitchen Timer • Power/Amps: 240, 60 Hz/ 50 A |
|---|--|---|



NET8668SUC



NET8668UC

| | | |
|------------------------------------|---|------------------------------|
| LR: 7" @ 1,800 W (400 W Bridge) | C: 9"/6" @ 3,600 W/1,400 W (SpeedBoost®) | RR: 6" @ 1,200 W |
| LF: 7" @ 1,800 W | | RF: 8"/5" @ 1,900 W/800 W |

| | | |
|--------------------------|---|--------------------|
| <u>NET8668SUC</u> | 36" Electric Cooktop, Black With Stainless Steel Frame | 1,249 1,399 |
|--------------------------|---|--------------------|

| | | |
|-------------------------|---|--------------------|
| <u>NET8668UC</u> | 36" Electric Cooktop, Black, Frameless | 1,249 1,399 |
|-------------------------|---|--------------------|

This price list supersedes all previous price lists. Prices listed herein do not include applicable state or local taxes.

| Model Number | Description | MAP | MSRP |
|--------------|-------------|-----|------|
|--------------|-------------|-----|------|

All Bosch Gas Cooktops Include the Following Features:

- Front Controls for Easy Operation
- Continuous Cast Iron Grates
- LP Kit Included

500 Series

24" Gas Cooktop

- 4 Burners
- 16K BTU Max
- Recessed Burner Areas
- Metal Knobs
- Automatic Re-Ignition

LR: 9,300 BTU

RR: 11,500 BTU

LF: 5,000 BTU

RF: 5,000 BTU



NGM5456UC

NGM5456UC

24" Gas Cooktop, 4 Burners, Stainless Steel

849

949

30" Gas Cooktop

- 4 Burners
- 16K BTU Max
- OptiSim® Burner
- Recessed Burner Areas
- Metal Knobs
- Automatic Re-Ignition

LR: 10,000 BTU

RR: 5,500 BTU

LF: 10,000 BTU

RF: 16,000 BTU



NGM5056UC

NGM5056UC

30" Gas Cooktop, 4 Burners, Stainless Steel

849

949

36" Gas Cooktop

- 5 Burners
- 16K BTU Max
- OptiSim® Burner
- Recessed Burner Areas
- Metal Knobs
- Automatic Re-Ignition

LR: 10,000 BTU

C: 16,000 BTU

RR: 5,500 BTU

LF: 10,000 BTU

RF: 10,000 BTU



NGM5656UC

NGM5656UC

36" Gas Cooktop, 5 Burners, Stainless Steel

999

1,099

This price list supersedes all previous price lists. Prices listed herein do not include applicable state or local taxes.

| Model Number | Description | MAP | MSRP |
|--------------|-------------|-----|------|
|--------------|-------------|-----|------|

800 Series

30" Gas Cooktop

- 19K BTU Max
- OptiSim® Burner
- Recessed Burner Areas
- Black Stainless Metal Knobs (NGM8046UC)
- Automatic Re-Ignition
- Red LED Light Indicates Burners Are On



NGM8056UC

| | | |
|----------------|---------------|----------------|
| LR: 5,500 BTU | C: 19,000 BTU | RR: 10,000 BTU |
| LF: 10,000 BTU | | RF: 5,500 BTU |

[NGM8056UC](#)

30" Gas Cooktop, 5 Burners, Stainless Steel

1,149 1,299



NGM8046UC

| | | |
|---------------|---------------|---------------|
| LR: 5,500 BTU | C: 19,000 BTU | RR: 9,300 BTU |
| LF: 9,300 BTU | | RF: 5,500 BTU |

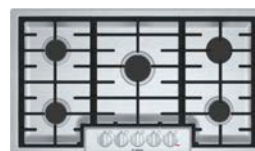
[NGM8046UC](#)

30" Gas Cooktop, 5 Burners, Black With Black Stainless Knobs

1,199 1,349

36" Gas Cooktop

- 5 Burners
- 19K BTU Max
- OptiSim® Burner
- Recessed Burner Areas
- Black Stainless Metal Knobs (NGM8646UC)
- Automatic Re-Ignition
- Red LED Lights Indicate Burners Are On



NGM8656UC

| | | |
|----------------|---------------|----------------|
| LR: 10,000 BTU | C: 19,000 BTU | RR: 5,500 BTU |
| LF: 12,000 BTU | | RF: 12,000 BTU |

[NGM8656UC](#)

36" Gas Cooktop, 5 Burners, Stainless Steel

1,249 1,399



NGM8646UC

| | | |
|---------------|---------------|---------------|
| LR: 9,300 BTU | C: 19,000 BTU | RR: 5,500 BTU |
| LF: 9,300 BTU | | RF: 9,300 BTU |

[NGM8646UC](#)

36" Gas Cooktop, 5 Burners, Black With Black Stainless Knobs

1,299 1,449


This price list supersedes all previous price lists. Prices listed herein do not include applicable state or local taxes.

| Model Number | Description | MAP | MSRP |
|--------------|-------------|-----|------|
|--------------|-------------|-----|------|

800 Series

30" Gas Cooktop

- 5 Burners
- FlameSelect® (9 Power Levels)
- Dual Flame Power Burner
- 17K BTU Max
- OptiSim® Burner
- Low Profile Stainless Steel Cooking Surface
- Stainless Steel Appearance Knobs
- Dishwasher Safe Grates
- Electronic Ignition
- Flame Failure Safety Device



NGM8057UC

LR: 6,000 BTU

LF: 3,400 BTU

C: 17,000 BTU

RR: 9,000 BTU

RF: 6,000 BTU

NGM8057UC**30" Gas Cooktop, 5 Burners, Stainless Steel****1,399 1,549****36" Gas Cooktop**

- 5 Burners
- FlameSelect® (9 Power Levels)
- Dual Flame Power Burner
- 17K BTU Max
- OptiSim® Burner
- Low Profile Stainless Steel Cooking Surface
- Stainless Steel Appearance Knobs
- Dishwasher Safe Grates
- Electronic Ignition
- Flame Failure Safety Device



NGM8657UC

LR: 6,000 BTU

LF: 3,400 BTU

C: 17,000 BTU

RR: 9,000 BTU

RF: 6,000 BTU

NGM8657UC**36" Gas Cooktop, 5 Burners, Stainless Steel****1,499 1,649**

This price list supersedes all previous price lists. Prices listed herein do not include applicable state or local taxes.

| Model Number | Description | MAP | MSRP |
|--------------|-------------|-----|------|
|--------------|-------------|-----|------|

All Bosch Gas Rangetops Include the Following Features:

- 18K BTU Max
- OptiSim® Burner
- High Efficiency Burners
- Industrial-Style Design
- Porcelain Enameled Cooking Surface
- Large Metal Control Knobs
- Up-Front Centralized Controls
- Continuous Surface Cast Iron Grates
- Dishwasher Safe Grates
- Electronic Ignition
- Flame Supervision Device
- LP Kit Included

800 Series
30" Gas Rangetop

- 18K BTU Dual Flame Ring Burner
- Two 12K BTU Large Burners
- 5K BTU OptiSim® Simmer Burner

| | |
|----------------|----------------|
| LR: 12,000 BTU | RR: 5,000 BTU |
| LF: 12,000 BTU | RF: 18,000 BTU |



RGM8058UC

NEW RGM8058UC 30" Gas Rangetop, 4 Burners, Stainless Steel 2,499 2,749

36" Gas Rangetop

- Two 18K BTU Dual Flame Ring Burners
- Three 12K BTU Large Burners
- 5K BTU OptiSim® Simmer Burner

| | | |
|----------------|----------------|----------------|
| LR: 12,000 BTU | CR: 12,000 BTU | RR: 5,000 BTU |
| LF: 18,000 BTU | CF: 12,000 BTU | RF: 18,000 BTU |



RGM8658UC

NEW RGM8658UC 36" Gas Rangetop, 6 Burners, Stainless Steel 2,999 3,299












This price list supersedes all previous price lists. Prices listed herein do not include applicable state or local taxes.

Model
Number

Description

MAP

MSRP

| Accessories for Cooktops | | | | | Cooktops | | | Rangetops | |
|---|---|--|-----|-----|----------------|----------|----------------|-----------|-----|
| | | | | | Induction | Electric | Mainline Gas | 30" | 36" |
|  | HEZ390210 | 8" Pan for 6" Element | 89 | 99 | • | • | • | • | • |
|  | HEZ390220 | 9" Pan for 7" Element | 99 | 109 | • | • | • | • | • |
|  | Stainless Steel Pan With Aluminum Core Optimized for Cooking With AutoChef® Element • Superior Heat Distribution | | | | • | • | • | • | • |
| | HEZ390230 | 10" Pan for 8" and 9" Elements | 119 | 139 | | | | | |
|  | HEZ27751 | Cooktop Control Knob Kit, Black Stainless Steel Bosch 500, 800 Gas Cooktops Only | 119 | 139 | | | • ¹ | | |
|  | NEW HEZ27754 | Cooktop Metal Control Knob Kit, Stainless Steel Bosch 800 Series FlameSelect® Gas Cooktops Only | 119 | 139 | | | • ² | | |
|  | HEZ298107 | Wok Ring for FlameSelect® Gas Cooktops | 69 | 79 | | | • ² | | |
|  | HEZ298102 | Wok Ring—Attaches to Grates | 69 | 79 | | | • ³ | | |
|  | Teppanyaki Works on Electric and Induction Cooking Surfaces • Optimized for Cooking on Induction Cooktops | | | | • | • | | | |
| | HEZ390512 | Teppanyaki | 369 | 409 | | | | | |
|  | Non-Stick Induction Grill Non-Stick Cast Aluminum with a Thick Ferromagnetic Base • Ideal For Grilling Meats, Seafood and Vegetables | | | | • ⁴ | | | | |
| | HEZ9GR37UC | 17" x 9" Grill Pan | 249 | 279 | | | | | |
|  | NEW HEZ9GW23UC | Industrial-Style Wok Ring For 30" Gas Rangetop | 69 | 79 | | | | • | |
|  | NEW HEZ9GR41UC | Industrial-Style Griddle For 30" and 36" Gas Rangetops | 179 | 199 | | | | • | • |

1 For Non-FlameSelect® Models Only

2 For FlameSelect® Models Only

3 36" Cooktop Only

4 FlexInduction® Models Only

ACCESSORIES

This price list supersedes all previous price lists. Prices listed herein do not include applicable state or local taxes.



Model
Number

Description

MAP


MSRP


Accessories for Cooktops


| | | | | | Cooktops | | | Rangetops | |
|---|-----------------------|--|------------|------------|-----------|----------|--------------|-----------|-----|
| | | | | | Induction | Electric | Mainline Gas | 30" | 36" |
|  | NEW HEZ7YZ30UC | 9" Stainless Steel Low Backguard For 30" Gas Rangetop | 199 | 219 | | | | • | |
|  | NEW HEZ7YZ36UC | 9" Stainless Steel Low Backguard For 36" Gas Rangetop | 209 | 229 | | | | | • |

UNDER-CABINET HOODS/ACCESSORIES

This price list supersedes all previous price lists. Prices listed herein do not include applicable state or local taxes.

| Model Number | Description | MAP | MSRP |
|---|--|---|---|
| 300 Series | | | |
| 30" & 36" Under-Cabinet Hood | | | |
| <ul style="list-style-type: none"> • 5" Height • Slim-Line Styling • 3-Speed Control • 280 CFM • 2 Incandescent Lights | <ul style="list-style-type: none"> • Dishwasher-Safe Aluminum Mesh Filters • Ducted Or Convertible to Non-Ducted Operation • 7" Round and 3¼" x 10" | <ul style="list-style-type: none"> • Duct Transitions Included • Horizontal Or Vertical Ducting |  DUH30152UC |
| <u>DUH30152UC</u> | 30" Stainless Steel, 280 CFM Blower | 419 | 469 |
| <u>DUH36152UC</u> | 36" Stainless Steel, 280 CFM Blower | 479 | 529 |

| | | | |
|---|--|--|---|
| 500 Series | | | |
| 30" & 36" Under-Cabinet Hood | | | |
| <ul style="list-style-type: none"> • 5" Height • Slim-Line Styling • 4-Speed Control • 400 CFM • 2 Halogen Lights (Not Included) | <ul style="list-style-type: none"> • Dishwasher-Safe Aluminum Mesh Filters • Ducted Or Convertible to Non-Ducted Operation | <ul style="list-style-type: none"> • 7" Round and 3¼" x 10" Duct Transitions Included • Horizontal or Vertical Ducting |  DUH30252UC |
| <u>DUH30252UC</u> | 30" Stainless Steel, 400 CFM Blower | 519 | 599 |
| <u>DUH36252UC</u> | 36" Stainless Steel, 400 CFM Blower | 579 | 649 |

| | | | |
|--|---|---|---|
| 800 Series | | | |
| 30" and 36" Professional-Style Under-Cabinet Hood | | | |
| <ul style="list-style-type: none"> • 11" Height • Professional Styling • 2-Speed Control • 600 CFM | <ul style="list-style-type: none"> • 2 Incandescent Lights • Deep Capture Area • Dishwasher-Safe Aluminum Mesh Filters | <ul style="list-style-type: none"> • Adaptable for Recirculation Option (Add 4" to Height of Hood) • Horizontal Or Vertical Ducting |  DPH30652UC |
| <u>DPH30652UC</u> | 30" Stainless Steel, 600 CFM Blower | 999 | 1,099 |
| <u>DPH36652UC</u> | 36" Stainless Steel, 600 CFM Blower | 1,049 | 1,199 |

Accessories for Under-Cabinet Hoods

| | | | | DUH | | DPH | |
|--|----------------------------------|--|----------------|-----|-----|-----|-----|
| | | | | 30" | 36" | 30" | 36" |
| | <u>DHZ3002UC</u> | Recirculation Kit/Charcoal Filter Kit, | 119 139 | • | | | |
| | <u>DHZ3602UC</u> | Recirculation Kit/Charcoal Filter Kit, | 119 139 | | • | | |
| | <u>DRZ3052UC</u> | 4" High, External Recirculation Kit, (Includes Charcoal Filters) | 319 359 | | | • | |
| | <u>DRZ3652UC</u> | 4" High, External Recirculation Kit, (Includes Charcoal Filters) | 319 359 | | | | • |
| | <u>DHZ3052UC</u> | Replacement Charcoal Filters, 30" and 36" DPH Series | 119 139 | | | • | • |

ISLAND HOODS/ACCESSORIES

This price list supersedes all previous price lists. Prices listed herein do not include applicable state or local taxes.

| Model Number | Description | MAP | MSRP |
|--------------|-------------|-----|------|
|--------------|-------------|-----|------|

800 Series

Slim Profile Box Canopy Island Hood



- 600 CFM
- Four-Speed Electronic Control With White and Red LCD Display
- Kitchen Timer
- Clean Filter Reminder
- Auto On/Heat Sensor
- Four 20 W Halogen Lights
- Three Anodized Aluminum Mesh Filters With Stainless Steel Bosch Design Covers and Metal Latch
- Vertical Ducting With 8" Round Duct
- Backdraft Damper and Transition Included
- Recirculation Kit Available As an Accessory
- Extension Kit for Ceilings 9' to 11' 6" Available As an Accessory



HIB82651UC

HIB82651UC **42" Island Hood, 600 CFM** **2,099 2,349**

Accessories for Island Hoods

| | | | | HIB |
|---|---|--------------------------------------|------------------|-----|
| | | | | 42" |
|  | Island Hood Extension Kit <ul style="list-style-type: none"> • Fits Ceilings From 9' to 11' 6" in Height • Stainless Steel Flue Extensions and Inner Structure Parts Included. | | | • |
| | <u>HCIEXT5UC</u> | Island Hood Extension Kit | 539 599 | |
|  | Box/Pyramid/Glass Canopy Chimney Hood Recirculation Kit | | 119 139 | • |
| | <u>HIREC5UC</u> | Island Hood Recirculation Kit | 109 119 | • |

CHIMNEY WALL HOODS

This price list supersedes all previous price lists. Prices listed herein do not include applicable state or local taxes.

| Model Number | Description | MAP | MSRP |
|--------------|-------------|-----|------|
|--------------|-------------|-----|------|

All Bosch Chimney Wall Hoods Include the Following Features:

- Kitchen Timer
- Clean Filter Reminder
- Auto On/Heat Sensor
- Anodized Aluminum Mesh Filters
- Vertical Ducting With 8" Round Duct
- Backdraft Damper and Transition Included
- Recirculation Kit Available As an Accessory
- Extension Kit for Ceilings 9'-11' 6" Available As an Accessory

300 Series

ENERGY STAR® Certified Pyramid Canopy Chimney Hood

- 300 CFM
- Three-Speed Electronic Control With White and Red LCD Display
- Two Bright LED Lights

| | | | |
|-----------------------------------|--|-------|-------|
| <u>HCP34E52UC</u> | 24" Pyramid Canopy Chimney Hood, 300 CFM | 949 | 1,049 |
| <u>HCP30E52UC</u> | 30" Pyramid Canopy Chimney Hood, 300 CFM | 1,049 | 1,199 |
| <u>HCP36E52UC</u> | 36" Pyramid Canopy Chimney Hood, 300 CFM | 1,149 | 1,299 |



HCP34E52UC

500 Series

Box Canopy Chimney Hood

- 600 CFM
- Four Speed Electronic Control With White and Red LCD Display
- Two 40 W Halogen Lights

| | | | |
|-----------------------------------|--------------------------------------|-------|-------|
| <u>HCB50651UC</u> | 30" Box Canopy Chimney Hood, 600 CFM | 1,399 | 1,549 |
| <u>HCB56651UC</u> | 36" Box Canopy Chimney Hood, 600 CFM | 1,499 | 1,649 |



HCB50651UC

Pyramid Canopy Chimney Hood

- Home Connect™ (Wi-Fi Enabled)
- 600 CFM
- Cooktop Hood Control
- Four Speed Electronic Control With White and Red LCD Display
- Two Bright LED Lights

| | | | |
|-----------------------------------|---|-------|-------|
| <u>HCP50652UC</u> | 30" Pyramid Canopy Chimney Hood, 600 CFM | 1,399 | 1,549 |
| <u>HCP56652UC</u> | 36" Pyramid Canopy Chimney Hood, 600 CFM, | 1,499 | 1,649 |



HCP50652UC



800 Series

Pyramid Canopy Chimney Hood

- Black Stainless Steel Guards Against Surface Scratches And Fingerprints
- 600 CFM
- Speed Electronic Control With White and Red LCD Display
- Two 40 W Halogen Lights

| | | | |
|-----------------------------------|---|-------|-------|
| <u>HCP80641UC</u> | 30" Pyramid Chimney, 600 CFM, Black Stainless | 1,199 | 1,349 |
| <u>HCP86641UC</u> | 36" Pyramid Chimney, 600 CFM, Black Stainless | 1,349 | 1,499 |



HCP80641UC

CHIMNEY WALL HOOD ACCESSORIES

This price list supersedes all previous price lists. Prices listed herein do not include applicable state or local taxes.

Model
Number

Description

MAP







MSRP

Accessories for Chimney Wall Hoods

HCB/Box
HCP/Pyramid
HCG/Glass Canopy

Chimney Wall Hood Extension Kit.

- Fits Ceilings From 9' to 11' 6" in Height
- Stainless Steel Flue Extensions and Inner Structure Parts Included

| | | | | | | | |
|---|----------------------------------|--|-----|-----|---|---|---|
|  | <u>HCBEXT5UC</u> | Box Canopy Chimney Hood Extension Kit, Stainless Steel | 319 | 359 | . | | |
|  | <u>HCGEXT5UC</u> | Glass Canopy Chimney Hood Extension Kit | 319 | 359 | | | . |
|  | <u>HCPEXT5UC</u> | Pyramid Canopy Chimney Hood Extension Kit, Stainless Steel | 319 | 359 | | | . |
|  | <u>HCPEXT4UC</u> | Pyramid Canopy Chimney Hood Extension Kit, Black Stainless Steel | 539 | 599 | . | . | . |
|  | <u>HCIFILTUC</u> | Box/Pyramid/Glass Canopy Chimney Hood Filter Kit | 119 | 139 | . | . | . |
|  | <u>HCREC5UC</u> | Box/Pyramid/Glass Canopy Chimney Hood Recirculation Kit | 119 | 139 | . | . | . |

PULL-OUT HOOD/ACCESSORIES

This price list supersedes all previous price lists. Prices listed herein do not include applicable state or local taxes.

| Model Number | Description | MAP | MSRP |
|--------------|-------------|-----|------|
|--------------|-------------|-----|------|

500 Series

Integrated Stainless Pull-Out Range Hood

- 400 CFM Intensive Speed
- Electronic Control With White LCD Display
- Kitchen Timer
- Clean Filter Reminder
- Three Fan Speeds With
- Two Bright LED Lights
- Two Anodized Aluminum Mesh Filters
- Vertical Ducting With 6" Round Duct
- Backdraft Damper and Transition Included
- Recirculation/Charcoal Kit Available As an Accessory
- 110 V UL Rated With 120 V 3-Prong Plug



HUI54452UC

[HUI54452UC](#)

24" Pull-Out Hood, 400 CFM

769 849

Integrated Stainless Pull-Out Range Hood

- 300 CFM – (30" Width) 500 CFM – (36" Width)
- Three Speed Slider Switch Control
- Two 20 W Halogen Lights
- Four Aluminum Mesh Filters
- Removable Stainless Steel Front Visor Panel That Can Be Replaced With a Custom Strip (Not Provided)
- 6" Round Duct
- Vertical and Horizontal Discharge
- 120 V Junction Box Direct Wire
- CFM Reducer Kit Available As Accessory
- Non-Duct Recirculation Kit Available As Accessory (Vent Grate Cover Included With Hood)



HUI56551UC

[HUI50351UC](#)

30" Pull-Out Hood, 300 CFM, Stainless Steel




799 899

[HUI56551UC](#)

36" Pull-Out Hood, 500 CFM, Stainless Steel

849 949

Accessories for Pull-Out Hoods

| | | | HUI54452UC | HUI50351UC | HUI56551UC |
|---|--|---|------------|------------|------------|
|  | Recirculation Kit/Charcoal Filter Accessory Kit For HUI50351UC and HUI56551UC Models • Absorbs Odors With High Quality Heavy Duty Charcoal Filters • For Recirculation, Non-Vented Installations HUIF06UC | Non-Duct Recirculation Accessory Kit/Charcoal Filter Accessory Kit | | • | • |
|  | CFM Reducer Accessory Kit For HUI56551UC Model • Reduces CFM to Under 300 • Converts a 6" Round Duct to a 5" Round Duct • Check Your Local Code and Regulations for Make-Up Air Requirements HUIRED56UC | CFM Reducer Accessory Kit, Reduces CFM to Under 300 CFM | 59 | 69 | • |
|  | Recirculation/Charcoal Kit for HUI54452UC – 24" Pull-Out Hood HVREC5UC | Pull-Out Hood Recirculation/Charcoal Filter Accessory Kit | 109 | 119 | • |

This price list supersedes all previous price lists. Prices listed herein do not include applicable state or local taxes.

| Model Number | Description | MAP | MSRP |
|--------------|-------------|-----|------|
|--------------|-------------|-----|------|

300 Series

Custom Insert Range Hood

- 400 CFM
- Slide Control
- Two 20 W Halogen Lights
- Two Anodized Aluminum Mesh Filters
- Vertical Ducting With 6" Round Duct
- 110 V UL Rated With 120 V 3-Prong Plug



HUI31451UC

| | | | |
|-----------------------------------|--|------------|------------|
| <u>HUI31451UC</u> | 21" Custom Insert Hood, 400 CFM | 699 | 799 |
|-----------------------------------|--|------------|------------|

500 Series

Custom Insert Range Hood

- Complete Integration Into Kitchen Design
- Provides Custom Hood Solutions Between 29"-30"
- Blower Included
- Vertical Ducting
- Easy to Use Controls
- Halogen Lighting
- Easy to Remove Dishwasher-Safe Filters
- 4 Speeds



DHL755BUC

| | | | |
|----------------------------------|--|------------|------------|
| <u>DHL755BUC</u> | 29" Custom Insert Hood, 400 CFM | 749 | 849 |
|----------------------------------|--|------------|------------|

This price list supersedes all previous price lists. Prices listed herein do not include applicable state or local taxes.

| Model Number | Description | MAP | MSRP |
|--------------|-------------|-----|------|
|--------------|-------------|-----|------|

800 Series

Downdraft Ventilation

- Design Matched For Use In Combination With Bosch Cooktops
 - 12" Telescopic Chimney Rise
 - Preserves Clean Sight Lines When Not In Use
 - Stainless Steel
 - Six Possible Discharge Connections To Fit Your Kitchen Design Allowing Flexibility To Exhaust At Sides, Front, Rear Or Downward (Additional Accessories May Be Required Depending On Installation, See Manual)
 - Sleek Front Panel Conceals Mesh Filters, Giving A Timeless Aesthetic And Acts As A Splatter Guard While Cooking
 - Dishwasher-Safe Aluminum Mesh Filters
 - 3-Speed Control
- May Be Required To Complete The Installation Depending On Exhaust Direction & Blower Chosen:**
- Downdraft Transitions (HDDSTRAN6, HDDSTRAN8, HDDFTRAN6, HDDFTRAN8, HDD2RECTD, HDDSTRAN2 see page 10-8)
 - Recirculation Possible, Accessory Sold Separately (HDDREC5UC see page 10-9)
 - Gas Cooktop Seal Kit Sold Separately (Required For Installation With Gas Cooktops see page 10-9).
- Required To Complete The Installation:** Blower Options, Sold Separately
- 600 CFM Remote (DHG6023RUC), Inline (DHG6015NUC) Or Flexible Blower (DHG602DUC) Options Available



HDD86051UC

| | | | |
|-----------------------------------|---------------------------------------|--------------|--------------|
| HDD80051UC | 30" Downdraft, Optional Blower | 1,499 | 1,649 |
| HDD86051UC | 36" Downdraft, Optional Blower | 1,549 | 1,749 |

NOTE: Transition required and sold separately for all remote and inline blower installations.

Accessories for Downdraft-Blowers

| | | | | HDD86051UC | HDD80051UC |
|--|-----------------------------------|---|---------------------------------|------------|------------|
| | DHG6015NUC | 600 CFM Inline Blower (Transition Required: See Page 10-8) 6" Round Exhaust | 589 649 | • | • |
| | DHG602DUC | 600 CFM Flexible Blower For HDD86051UC and HDD80051UC Bosch Downdrafts Only 8" Round Exhaust | 629 699 | • | • |
| | DHG6023RUC | 600 CFM Remote Blower 6" Round Exhaust | 629 699 | • | • |
| | NEW EXTNCB25W | 25-ft Remote & Inline Blower Extension Cable Compatible with DHG6015NUC & DHG6023RUC | See Thermador Price List | • | • |
| | NEW EXTNSET4 | 3-pc extension set for Inline and remote blowers; For older generation blowers when paired with new generation blowers Compatible with DHG6015NUC & DHG6023RUC | See Thermador Price List | • | • |

DOWNDRAFT ACCESSORIES

This price list supersedes all previous price lists. Prices listed herein do not include applicable state or local taxes.







Model
Number

Description

MAP MSRP







Accessories for Downdraft—Transitions

The Below Transitions May Be Required To Complete the Installation of HDD80051UC and HDD86051UC Depending On the Discharge Connection Chosen in Combination With the Downdraft Blower Selected (See Installation Manual) • For Use With Inline and Remote Blowers

| | | | | | HDD86051UC | HDD80051UC |
|--|----------------------------------|---|------------|------------|------------|------------|
|  | <u>HDD2RECTD</u> | 2' Rectangular Duct Rectangular Duct That Is 2' Long x 1 7/8" Deep x 19" Wide Ability to Use As an Extension to Exhaust Through A Cabinet Or Wall. To Modify Length, Duct May Be Cut. HDDSTRAN6 Or HDDSTRAN8 May Be Used to Connect HDD2RECTD To Round Ductwork HDDSTRAN2 Required to Attach Duct to Downdraft Housing | 89 | 99 | • | • |
|  | <u>HDDFTRAN6</u> | 6" Round Front Plate Front Rough-In Plate for Front Exhaust Applications | 79 | 89 | • | • |
|  | <u>HDDFTRAN8</u> | 8" Round Front Plate for Downdraft Front Rough-In Plate for Front Exhaust Applications | 79 | 89 | • | • |
|  | <u>HDDSTRAN2</u> | Transition for Rectangular Duct Required to Attach HDD2RECTD 2' Rectangular Duct to Downdraft Housing | 69 | 79 | • | • |
|  | <u>HDDSTRAN6</u> | 6" Side/Rear Transition Rectangular 1 7/8" X 19" Transition to 6" Round For Side and Rear Exhaust Applications | 139 | 159 | • | • |
|  | <u>HDDSTRAN8</u> | 8" Side/Rear Transition Rectangular 1 7/8" X 19" Transition to 8" Round For Side and Rear Exhaust Applications | 139 | 159 | • | • |

DOWNDRAFT ACCESSORIES

This price list supersedes all previous price lists. Prices listed herein do not include applicable state or local taxes.

| Model Number | Description | MAP | MSRP | | |
|--|--|-----|------|------------|------------|
| Accessories for Downdraft | | | | HDD86051UC | HDD80051UC |
| Downdraft Recirculation Kit <ul style="list-style-type: none"> Enables Non-Ducted Downdraft Installation By Allowing Filtered Air To Re-Enter The Kitchen After Passing Through A Charcoal Filter Includes Recirculation Module, Charcoal Filter And Metal Grill Vent Plate Recirculation Module Works In Wall Or Island Applications Mounts To Cabinet Base, Recesses Into Toe Kick/Socket Area Fits In Toe-Kick/Socket Heights Of 4" Or Taller Module And Grill Vent Plate Can Be Placed So Air Does Not Hit Feet Downdraft And Internal Blower Sold Separately To Be Used Only With Bosch Downdrafts And Blowers May Bypass The Need To Supply Make Up Air, Subject To Local Code | | | | | |
|  | HDDFILTUC Charcoal Filter Replacement For Recirculation Kit For Downdraft | 89 | 99 | • | • |
|  | HDDREC5UC Recirculation Kit for Downdraft Replace Filters Every 3-6 Months, Depending On Usage, With HDDFILTUC | 479 | 529 | • | • |
| Gas Cooktop Seal Kit <ul style="list-style-type: none"> For Use With 36" HDD86051UC And 30" HDD80051UC Downdrafts Required For Installation With Gas Cooktops Includes Trim Bracket, Seal, And 2 Metal Grills | | | | | |
|  | HDD0RSP 30" Gas Cooktop Seal Kit for Downdraft | 89 | 99 | • | • |
|  | HDD6RSP 36" Gas Cooktop Seal Kit for Downdraft | 89 | 99 | • | • |
|  | HDDTRIM30S Trim accessory for 30" downdraft | 49 | 59 | | • |
|  | HDDTRIM36S Trim accessory for 36" downdraft | 49 | 59 | • | |

| | | |
|------------------|------------|--|
| B | | |
| B09IB91NSP | 1-5 | |
| B10CB80NVW | 1-6 | |
| B10CB81NVB | 1-6 | |
| B10CB81NVW | 1-6 | |
| B11CB50SSS | 1-5 | |
| B11CB81SSS | 1-6 | |
| B20CS30SNS | 1-1 | |
| B21CT80SNS | 1-2 | |
| B26FT50SNS | 1-1 | |
| B36CD50SNB | 1-4 | |
| B36CD50SNS | 1-4 | |
| B36CL80ENS | 1-3 | |
| B36CL80SNS | 1-3 | |
| B36CL81ENG | 1-3 | |
| B36CT80SNB | 1-2 | |
| B36CT80SNS | 1-2 | |
| B36CT81SNS | 1-2 | |
| BCM8450UC | 4-1 | |
| BOHANDL50 | 1-7 | |
| BORPLFTR50 | 1-7 | |
| BORPLFTR55 | 1-7 | |
| D | | |
| DHG602DUC | 10-7 | |
| DHG6015NUC | 10-7 | |
| DHG6023RUC | 10-7 | |
| DHL755BUC | 10-6 | |
| DHZ3002UC | 10-1 | |
| DHZ3052UC | 10-1 | |
| DHZ3602UC | 10-1 | |
| DPH30652UC | 10-1 | |
| DPH36652UC | 10-1 | |
| DRZ3052UC | 10-1 | |
| DRZ3652UC | 10-1 | |
| DUH30152UC | 10-1 | |
| DUH30252UC | 10-1 | |
| DUH36152UC | 10-1 | |
| DUH36252UC | 10-1 | |
| E | | |
| EXTNCB25W | 10-7 | |
| EXTNSET4 | 10-7 | |
| H | | |
| HBE5452UC | 7-1 | |
| HBE5453UC | 7-1 | |
| HBL57M52UC | 7-3 | |
| HBL87M53UC | 7-6 | |
| HBL5351UC | 7-2 | |
| HBL5451UC | 7-2 | |
| HBL5551UC | 7-2 | |
| HBL5651UC | 7-3 | |
| HBL8443UC | 7-4 | |
| HBL8453UC | 7-4 | |
| HBL8463UC | 7-4 | |
| HBL8642UC | 7-5 | |
| HBL8651UC | 7-5 | |
| HBL8661UC | 7-5 | |
| HBL8743UC | 7-5 | |
| HBL8753UC | 7-5 | |
| HBN5451UC | 7-2 | |
| HBN5651UC | 7-3 | |
| HBN8451UC | 7-4 | |
| HBN8651UC | 7-5 | |
| HCB50651UC | 10-3 | |
| HCB56651UC | 10-3 | |
| HCBEXT5UC | 10-4 | |
| HCGEXT5UC | 10-4 | |
| HCIENT5UC | 10-2 | |
| HCIFILTUC | 10-4 | |
| HCP30E52UC | 10-3 | |
| HCP34E52UC | 10-3 | |
| HCP36E52UC | 10-3 | |
| HCP50652UC | 10-3 | |
| HCP56652UC | 10-3 | |
| HCP80641UC | 10-3 | |
| HCP86641UC | 10-3 | |
| HCPEXT4UC | 10-4 | |
| HCPEXT5UC | 10-4 | |
| HCREC5UC | 10-2, 10-4 | |
| HDD0RSP | 10-9 | |
| HDD2RECTD | 10-8 | |
| HDD6RSP | 10-9 | |
| HDD80051UC | 10-7 | |
| HDD86051UC | 10-7 | |
| HDDFILTUC | 10-9 | |
| HDDFTRAN6 | 10-8 | |
| HDDFTRAN8 | 10-8 | |
| HDDREC5UC | 10-9 | |
| HDDSTRAN2 | 10-8 | |
| HDDSTRAN6 | 10-8 | |
| HDDSTRAN8 | 10-8 | |
| HDDTRIM30S | 10-9 | |
| HDDTRIM36S | 10-9 | |
| HDI8056U | 5-4 | |
| HDS8045U | 5-2 | |
| HDS8055U | 5-2 | |
| HDS8645U | 5-2 | |
| HDS8655U | 5-2 | |
| HDZBS301 | 5-6 | |
| HDZIT301 | 5-6 | |
| HEI8046U | 5-3 | |
| HEI8056U | 5-3 | |
| HEZ7YZ30UC | 9-3 | |
| HEZ7YZ36UC | 9-3 | |
| HEZ8YZ04UC | 5-5 | |
| HEZ8YZ30UC | 5-5 | |
| HEZ8YZ36UC | 5-5 | |
| HEZ8ZZ30UC | 5-5 | |
| HEZ8ZZ36UC | 5-5 | |
| HEZ9GR37UC | 5-6, 9-2 | |
| HEZ9GR41UC | 5-5, 9-2 | |
| HEZ9GW23UC | 5-5, 9-2 | |
| HEZ9YZ04UC | 5-5 | |
| HEZ9YZ30UC | 5-5 | |
| HEZ9YZ36UC | 5-5 | |
| HEZ9ZZ30UC | 5-5 | |
| HEZ9ZZ36UC | 5-5 | |
| HEZ27751 | 9-2 | |
| HEZ27754 | 9-2 | |
| HEZ298102 | 5-6, 9-2 | |
| HEZ298107 | 9-2 | |
| HEZ390210 | 5-6, 9-2 | |
| HEZ390220 | 5-6, 9-2 | |
| HEZ390230 | 5-6, 9-2 | |
| HEZ390512 | 5-6, 9-2 | |
| HEZBS301 | 5-6 | |
| HEZCMT3050 | 4-1 | |
| HEZGR301 | 5-6 | |
| HEZTR301 | 5-6, 7-8 | |
| HGI8046UC | 5-3 | |
| HGI8056UC | 5-3 | |
| HGS8045UC | 5-1 | |
| HGS8055UC | 5-1 | |
| HGS8645UC | 5-1 | |
| HGS8655UC | 5-1 | |
| HGZBS301 | 5-6 | |
| HGZIT301 | 5-6 | |
| HIB82651UC | 10-2 | |
| III8046U | 5-4 | |
| III8056U | 5-4 | |
| HIREC5UC | 10-2 | |
| HMB50152UC | 6-2 | |
| HMB50162UC | 6-2 | |
| HMB57152UC | 6-2 | |
| HMC54151UC | 6-2 | |
| HMC80152UC | 6-3 | |
| HMC80242UC | 6-3 | |
| HMC80252UC | 6-3 | |
| HMC87152UC | 6-3 | |
| HMD8053UC | 6-3 | |
| HMD8451UC | 6-3 | |
| HMV3053U | 6-1 | |
| HMV5053U | 6-1 | |
| HMV8044U | 6-1 | |
| HMV8053U | 6-1 | |
| HSD5051UC | 7-7 | |
| HUI31451UC | 10-6 | |
| HUI50351UC | 10-5 | |
| HUI54452UC | 10-5 | |
| HUI56551UC | 10-5 | |
| HUIF06UC | 10-5 | |

INDEX

HUIRED56UC 10-5
HVREC5UC 10-5
HWD5051UC 7-7
HWD5751UC 7-7

N

NEM5066UC 8-3
NEM5466UC 8-3
NEM5666UC 8-3
NET8068SUC 8-4
NET8068UC 8-4
NET8668SUC 8-4
NET8668UC 8-4
NGM5056UC 8-5
NGM5456UC 8-5
NGM5656UC 8-5
NGM8046UC 8-6
NGM8056UC 8-6
NGM8057UC 8-7
NGM8646UC 8-6
NGM8656UC 8-6
NGM8657UC 8-7
NIT5068UC 8-1
NIT5469UC 8-1
NIT5668UC 8-1
NIT8069SUC 8-2
NIT8069UC 8-2
NIT8669SUC 8-2
NIT8669UC 8-2

R

RGM8058UC 9-1
RGM8658UC 9-1

S

SGE53X52UC 2-6
SGE53X55UC 2-6
SGE53X56UC 2-6
SGE68X55UC 2-6
SGV68U53UC 2-6
SGX68U55UC 2-6
SGZ1010UC 2-7
SGZ1052UC 2-7
SGZ9091UC 2-7
SGZPC001UC 2-7
SHE3AR72UC 2-1
SHE3AR75UC 2-1
SHE3AR76UC 2-1
SHEM3AY52N 2-1
SHEM3AY55N 2-1
SHEM3AY56N 2-1
SHEM63W52N 2-2
SHEM63W55N 2-2
SHEM63W56N 2-2

SHEM78Z52N 2-4
SHEM78Z55N 2-4
SHEM78Z56N 2-4
SHEM78ZH5N 2-5
SHPM65Z52N 2-3
SHPM65Z55N 2-3
SHPM65Z56N 2-3
SHPM78Z52N 2-4
SHPM78Z54N 2-4
SHPM78Z55N 2-4
SHPM78Z56N 2-4
SHPM88Z75N 2-5
SHSM63W52N 2-2
SHSM63W55N 2-2
SHSM63W56N 2-2
SHVM63W53N 2-2
SHVM78Z53N 2-4
SHVM88Z73N 2-5
SHX3AR72UC 2-1
SHX3AR75UC 2-1
SHX3AR76UC 2-1
SHXM4AY52N 2-1
SHXM4AY54N 2-1
SHXM4AY55N 2-1
SHXM4AY56N 2-1
SHXM63W55N 2-2
SHXM63WS5N 2-2
SHXM65Z55N 2-3
SHXM78Z52N 2-4
SHXM78Z54N 2-4
SHXM78Z55N 2-4
SHXM78Z56N 2-4
SHXM88Z75N 2-5
SMZ1007UC 2-7
SMZ4000UC 2-7
SMZ4026 2-7
SMZ5000 2-7
SMZ5002UC 2-7
SMZ5003 2-7
SMZ5400 2-7
SMZCD200UC 2-8
SMZEPCC1UC 2-8
SMZPC002UC 2-8
SMZPCJB1UC 2-8
SMZPCSH2UC 2-8
SMZSH002UC 2-8
SPE53U52UC 2-6
SPE53U55UC 2-6
SPE53U56UC 2-6
SPE68U55UC 2-6
SPV68U53UC 2-6
SPX68U55UC 2-6

W

WAT28400UC 3-1

WAT28401UC 3-2
WAW285H1UC 3-2
WAW285H2UC 3-3
WMZ20600 3-7
WMZPW20W 3-7
WTG865H3UC 3-6
WTG865H4UC 3-6
WTG86400UC 3-4
WTG86401UC 3-5
WTG86403UC 3-4
WTW87NH1UC 3-5
WTZ11400UC 3-7
WTZ20410UC 3-7
WTZPA20UC 3-7
WTZPW20D 3-7

Bosch Home Appliances

North America Corporate Office

1.800.944.2904

www.bosch-home.com/us



BOSCH
Invented for life

©2020 BSH Home Appliances Corporation. All rights reserved. Bosch is a registered trademark of Robert Bosch GmbH.

All information presented herein is based on data available at the time of printing and is subject to change without notice.

For immediate installation dimensions by fax, use your handset and call 1.775.833.3600. Use Code #8317 for a directory of Bosch products.