



**BOSCH**

Invented for life



# Consumer Price List

Q2 2021



# Consumer Price List



Q2 2021

Refrigeration	1-1	Ventilation	10-1
French Door Refrigerator	1-1	Under-Cabinet Hoods/Accessories	10-1
Bottom Freezer	1-5	Island Hoods/Accessories	10-2
Accessories	1-7	Chimney Wall Hoods	10-3
		Chimney Wall Hood Accessories	10-4
Dishwashers	2-1	Pull-Out Hood/Accessories	10-5
Dishwashers	2-1	Custom Insert	10-6
ADA-Height Dishwashers	2-6	Downdraft/Accessories	10-7
Accessories	2-8		
		Index	11-1
Laundry	3-1	Index	11-1
Washers	3-1		
Dryers	3-3		
Accessories	3-5		
Coffee Machine	4-1		
Built-In	4-1		
Ranges	5-1		
Freestanding Ranges	5-1		
Slide-In Ranges	5-3		
Accessories	5-5		
Microwaves	6-1		
Over-the-Range Microwave Ovens	6-1		
Built-In Microwave Ovens	6-2		
Ovens	7-1		
Built-In Ovens	7-1		
Built-In Warming Drawers	7-7		
Accessories	7-8		
Cooktops	8-1		
Induction	8-1		
Electric	8-3		
Gas	8-5		
Rangetops	9-1		
Rangetops	9-1		
Accessories	9-2		

## FRENCH DOOR REFRIGERATOR

This price list supersedes all previous price lists. Prices listed herein do not include applicable state or local taxes.

Model Number	Description	MAP	MSRP
--------------	-------------	-----	------

### All Bosch Freestanding French Door Refrigerators Include the Following Features:

- ENERGY STAR® Certified
- Hidden Hinges
- Door Alarm
- SuperCool/SuperFreeze®
- LED Lighting
- Gallon Door Storage Bins

### 300 Series

#### 36" Side-by-Side—Stainless Steel

- 20.2 cu.ft.
- Counter Depth
- Fingerprint-Resistant Stainless Steel
- MultiAirFlow™ Circulation System
- Easy Access Glass Shelf
- Tempered Glass Shelves
- Transparent Storage
- SoftClose® Doors
- MultiBox Storage Drawers
- Dispenser Control Lock
- Egg Tray

**B20CS30SNS**

**Stainless Steel, Bar Handle**

**2,199 2,449**



B20CS30SNS



### 500 Series

#### 36" Freestanding Standard-Depth French Door Refrigerator, External Water and Ice— Stainless Steel

- Home Connect™ Features
- 26.0 cu.ft.
- True Counter Depth
- 70" Height
- Easy to Clean Stainless Steel
- Stainless Steel Back Wall
- Adjustable garage shelf
- MultiAirFlow®
- Adjustable Tempered Glass Shelving
- Humidity Controlled Crisper Drawers
- Full-Width Chiller Drawer
- UltraClarityPro™ Water Filter
- External Ice and Water Dispenser
- Freezer With Two-Tiered Shelving
- SoftClose. Freezer Closing
- QuickPro Ice System™
- Ice Maker
- Freezer Ice Bin



B36FD50SNS



B36FD50SNB

**NEW B36FD50SNS**

**Stainless Steel, Bar Handle**

**Call for Pricing**

**NEW B36FD50SNB**

**Black Stainless Steel, Bar Handle**

**Call for Pricing**

**Both Available June**



## FRENCH DOOR REFRIGERATOR

This price list supersedes all previous price lists. Prices listed herein do not include applicable state or local taxes.

Model Number	Description	MAP	MSRP
--------------	-------------	-----	------

### 500 Series

#### 36" Freestanding Counter-Depth French Door Refrigerator, External Water and Ice— Stainless Steel

- Home Connect™ Features
- 21.6 cu.ft.
- True Counter Depth
- 70" Height
- Easy to Clean Stainless Steel
- Built-In Look
- Stainless Steel Back Wall
- MultiAirFlow®
- Adjustable Tempered Glass Shelving
- Humidity Controlled Crisper Drawers
- Full-Width Chiller Drawer
- UltraClarityPro™ Water Filter
- External Ice and Water Dispenser
- Freezer With Two-Tiered Shelving
- SoftClose. Freezer Closing
- QuickPro Ice System™
- Ice Maker
- Freezer Ice Bin



B36CD50SNS

B36CD50SNB



<b><u>B36CD50SNS</u></b>	<b>Stainless Steel, Bar Handle</b>	<b>2,999</b>	<b>3,299</b>
<b><u>B36CD50SNB</u></b>	<b>Black Stainless Steel, Bar Handle</b>	<b>3,099</b>	<b>3,449</b>

### 800 Series

#### 36" Freestanding Standard-Depth French Door Refrigerator—Stainless Steel

- 25 cu.ft.
- Standard Depth
- Fingerprint-Resistant Stainless Steel
- MultiAirFlow™ Circulation System
- Storable Partial Shelf
- Spill-Proof Tempered Glass Shelves
- Transparent Storage
- Adjustable Split Glass Shelving
- Crisper Drawers
- Full Size Deli Drawer
- Hide-Away Water Filter
- Frameless Exterior Ice and Water Dispenser Featuring SteelTouch. Controls
- Dispenser Control Lock
- Quick Ice
- Covered Dairy Bin
- Bottle Holder



B26FT50SNS



<b><u>B26FT50SNS</u></b>	<b>Stainless Steel, Bar Handle</b>	<b>2,799</b>	<b>3,099</b>
--------------------------	------------------------------------	--------------	--------------

Discontinues September

## FRENCH DOOR REFRIGERATOR

This price list supersedes all previous price lists. Prices listed herein do not include applicable state or local taxes.

Model Number	Description	MAP	MSRP
<b>800 Series</b>			

### 36" Freestanding Counter-Depth French Door Refrigerator—Stainless Steel

- Home Connect™ Features
- 20.5 cu.ft.
- True Counter Depth
- 72" Height
- Dual Compressor and Dual Evaporator
- Easy-To-Clean Stainless Steel
- Built-In Look
- Stainless Steel Back Wall
- MultiAirFlow®
- Automatic VitaFreshPro™
- Dual Temperature and Humidity Controlled Crisper Drawers
- Dual Activated Internal Water Dispenser
- FlexBar™ with shelving accessories
- Full-Width Chiller Drawer
- Freezer With Three-Tiered Shelving
- SoftClose® Drawer Closing
- Ice Maker
- Adjustable Tempered Glass Shelving
- Ice Scoop



B36CL80SNS



B36CL80ENS



<b><u>B36CL80SNS</u></b>	<b>Stainless Steel, Bar Handle</b>	<b>3,299</b>	<b>3,649</b>
<b><u>B36CL80ENS</u></b>	<b>Stainless Steel, Recessed Handle</b>	<b>3,399</b>	<b>3,749</b>

### 36" Freestanding Counter-Depth French Door Refrigerator Refreshment Center—Glass on Stainless Steel

- Home Connect™ Features
- 20.5 cu.ft.
- True Counter Depth
- 72" Height
- Dual Compressor and Dual Evaporator
- Glass over Stainless Steel
- Built-In Look
- Stainless Steel Back Wall
- MultiAirFlow®
- Beverage Drawer
- Dual Temperature and Humidity Controlled Crisper Drawers
- Dual Activated Internal Water Dispenser
- FlexBar™ With Shelving Accessories
- Full-Width Chiller Drawer
- Freezer With Three-Tiered Shelving
- SoftClose® Drawer Closing
- Ice Maker
- Adjustable Tempered Glass Shelving
- Ice Scoop



B36CL81ENG

<b><u>B36CL81ENG</u></b>	<b>Glass on Stainless Steel, integrated Handle</b>	<b>4,439</b>	<b>4,899</b>
--------------------------	--	--------------	--------------



## FRENCH DOOR REFRIGERATOR

This price list supersedes all previous price lists. Prices listed herein do not include applicable state or local taxes.

Model Number	Description	MAP	MSRP
--------------	-------------	-----	------

### 800 Series

#### 36" Freestanding Counter-Depth French Door Refrigerator—Stainless Steel

- Home Connect™ Features
- 20.8 cu.ft.
- True Counter Depth
- 72" Height
- Dual Compressor and Dual Evaporator
- Easy to Clean Stainless Steel
- Built-In Look
- Stainless Steel Back Wall
- MultiAirFlow®
- Automatic VitaFreshPro™
- Dual Temperature and Humidity Controlled Crisper Drawers (individual)
- Dual Activated Internal Water Dispenser
- FlexBar™ with shelving accessories
- Full-Width Chiller Drawer
- Freezer With Three-Tiered Shelving
- SoftClose® Freezer
- Ice Maker
- Adjustable Tempered Glass Shelving
- Ice Scoop



B36CT80SNS



B36CT80SNB



B36CT81SNS



<a href="#"><b>B36CT80SNS</b></a>	<b>Stainless Steel, Bar Handle</b>	<b>3,099</b>	<b>3,449</b>
<a href="#"><b>B36CT80SNB</b></a>	<b>Black Stainless Steel, Bar Handle</b>	<b>3,199</b>	<b>3,549</b>
<a href="#"><b>B36CT81SNS</b></a>	<b>Stainless Steel, Pro Handle</b>	<b>3,499</b>	<b>3,849</b>

Discontinues May

## BOTTOM FREEZER

This price list supersedes all previous price lists. Prices listed herein do not include applicable state or local taxes.

Model Number	Description	MAP	MSRP
<b>All Bosch Counter-Depth Two Door Bottom Freezer Refrigerators Include the Following Features:</b>			
• Counter Depth	• MultiAirFlow™ System	• CoolPaks	
• Reversible Doors	• Spill-Proof Glass Shelves	• Door Alarm	
• Wine Rack	• Removable Freezer Bins	• ENERGY STAR® Certified	

### 500 Series

#### 24" Freestanding Counter-Depth Two Door Bottom Freezer Refrigerator—Stainless Steel Door

- 11 cu.ft.
- 24"x79" European Style
- Hidden Hinges
- SuperCool/SuperFreeze®
- AirFresh Filter®
- Sidewall LED Lighting
- HydroFresh Humidity-Controlled Crisper
- Telescopic Drawers

**B11CB50SSS**

**Stainless Steel, Bar Handle**

**2,599 2,899**

**Note:** For model with internal ice maker (B11CB81SSS), see page 1-6.



B11CB50SSS



### 800 Series

#### 24" Built-In Two Door Bottom Freezer Refrigerator—Custom Panel

- Home Connect™ Features
- 8.4 cu.ft.
- OptiFlex® Hinge
- VitaFreshPro™—Stable Temperature And Humidity Controlled Drawer
- Installs True Flush
- Dual Evaporators
- Recessed LED Theater Lighting
- Garage Shelving
- Full Width Shelving
- Full Extension Drawers
- Electronic Controls
- SuperCool/SuperFreeze®
- Economy/Vacation Mode

**B09IB91NSP**

**Custom Panel**

**2,399 2,649**



B09IB91NSP



## BOTTOM FREEZER

This price list supersedes all previous price lists. Prices listed herein do not include applicable state or local taxes.

Model Number	Description	MAP	MSRP
<b>800 Series</b>			

### 24" Freestanding Counter-Depth Two Door Bottom Freezer Refrigerator

- 10 cu.ft.
- 24" x 73" European Style
- Tempered Glass Refrigerator/Freezer Door
- HydroFresh Humidity-Controlled Crisper
- LED Bright Lighting
- Ice Trays



B10CB81NVB

B10CB81NVW



<a href="#"><u>B10CB81NVB</u></a>	<b>Black Glass Door</b>	<b>2,699</b>	<b>2,999</b>
<a href="#"><u>B10CB81NVW</u></a>	<b>White Glass Door</b>	<b>2,699</b>	<b>2,999</b>

### 24" Freestanding Counter-Depth Two Door Bottom Freezer Refrigerator—Stainless Steel Door

- 11 cu.ft.
- 24" x 79" European Style
- Hidden Hinges
- SuperCool/SuperFreeze®
- AirFresh Filter®
- Sidewall LED Lighting
- HydroFresh Humidity-Controlled Crisper
- Telescopic Drawers
- Internal Ice Maker



B11CB81SSS











<a href="#"><u>B11CB81SSS</u></a>	<b>Stainless Steel, With Internal Ice Maker</b>	<b>2,799</b>	<b>3,099</b>
-----------------------------------	---	--------------	--------------

**Note:** For model without internal ice maker (B11CB50SSS), see page 1-5.



This price list supersedes all previous price lists. Prices listed herein do not include applicable state or local taxes.

## Accessories for Refrigeration

	Model Number	Description	MAP	MSRP	Mainline					
					B20CS30SNS	B26FT50SNS	B36CD50SN_	B36CT8_SN_	B36CL8TENG	B36CL80_NS
	<b>NEW BORPLFTR30</b>	<b>Water Filter</b> (same filter as BORPLFTR10, new packaging)	<b>40</b>	<b>49</b>	.1	.1				
	<b>BORPLFTR50</b>	<b>UltraClarityPro™ Water Filter</b>	<b>46</b>	<b>59</b>	.2	.2	.	.	.	.
	<b>BORPLFTR55</b>	<b>UltraClarityPro™ Water Filter</b> (same filter as BORPLFTR50, new packaging)	<b>46</b>	<b>59</b>	.2	.2	.	.	.	.
	<b>NEW FPETHKT50</b>	<b>FreshProtect™ Ethylene Filter "Starter" Kit</b>	<b>19</b>	<b>29</b>				.		.
	<b>NEW FPETHRF50</b>	<b>FreshProtect™ Ethylene Filter "Refill" Kit</b>	<b>9</b>	<b>9</b>				.		.
	<b>BFL18IF800</b>	<b>18" Stainless Steel Flat Panel Freezer Door</b>	<b>450</b>	<b>499</b>						
	<b>BFL30IR800</b>	<b>30" Stainless Steel Flat Panel Freezer Door</b>	<b>550</b>	<b>649</b>						
	<b>B36HNDL800</b>	<b>36" Handle for Single Door</b>	<b>100</b>	<b>109</b>						
	<b>HEATKITB82</b>	<b>Heater Kit</b>	<b>399</b>	<b>439</b>						






Please make sure to order HEATKITB82 when installation is less than 6" apart but not connected, or for nontraditional side-by-side combinations without freezer column. A HEATKITB82 is recommended for use with any installation in areas that are subject to extreme humidity.

1 B26FT50SNS/02 B20CS30SNS/02  
2 B26FT50SNS/03 B20CS30SNS/03

This price list supersedes all previous price lists. Prices listed herein do not include applicable state or local taxes.

Model Number	Description	MAP	MSRP
<b>All Bosch 100 Series Dishwashers Include the Following Features:</b>			
<b>Quality</b> <ul style="list-style-type: none"> <li>• Anti-Finger Print Stainless Steel</li> <li>• Stainless Steel Tub With Polypropylene</li> <li>• 24/7 Overflow Protection</li> </ul>		<b>Efficiency</b> <ul style="list-style-type: none"> <li>• 269 kWh/year</li> <li>• ENERGY STAR® Certified</li> </ul> <b>Performance</b> <ul style="list-style-type: none"> <li>• Up to Six Wash Cycles Including: Heavy, Auto, Normal, Speed 60 and Rinse &amp; Hold</li> </ul>	
		<ul style="list-style-type: none"> <li>• Up to Five Performance Enhancing Options Including: Sanitize (NSF certified to remove up to 99.9% of bacteria)</li> </ul>	

## 100 Series

<b>Quietness</b> <ul style="list-style-type: none"> <li>• 50 dBA</li> </ul>		<b>Racks</b> <ul style="list-style-type: none"> <li>• 14-Place Setting Capacity</li> <li>• Utility Rack</li> <li>• Manual Adjusting Upper Rack</li> <li>• 2 Lower Rack Flip Tines</li> <li>• Silverware Basket</li> </ul>		<b>Performance</b> <ul style="list-style-type: none"> <li>• Additional Wash Cycles: Delicate, Express</li> <li>• Additional Options: Delay Start</li> </ul>		 <p>SHEM3AY55N</p>
<b>Design</b> <ul style="list-style-type: none"> <li>• Standard Button Controls</li> </ul>						
<a href="#"><u>SHEM3AY52N</u></a>	Recessed Handle, White	499	549			
<a href="#"><u>SHEM3AY55N</u></a>	Recessed Handle, Stainless Steel With Silver Fascia	599	699			
<a href="#"><u>SHEM3AY56N</u></a>	Recessed Handle, Black	499	549			
<b>Quietness</b> <ul style="list-style-type: none"> <li>• 50 dBA</li> </ul>		<b>Racks</b> <ul style="list-style-type: none"> <li>• 14-Place Setting Capacity</li> <li>• Manual Adjusting Upper Rack</li> <li>• 2 Lower Rack Flip Tines</li> <li>• Silverware Basket</li> </ul>		<b>Performance</b> <ul style="list-style-type: none"> <li>• Additional Wash Cycles: Delicate, Express</li> <li>• Additional Options: 3/6/9 H Delay Start</li> </ul>		 <p>SHE3AR75UC</p>
<b>Design</b> <ul style="list-style-type: none"> <li>• <b>Electronic Scrolling Controls</b></li> </ul>						 <p>SHX3AR75UC</p>
<a href="#"><u>SHE3AR72UC</u></a>	Recessed Handle, White	499	549			
<a href="#"><u>SHE3AR75UC</u></a>	Recessed Handle, Stainless Steel With Silver Fascia	599	699			
<a href="#"><u>SHE3AR76UC</u></a>	Recessed Handle, Black	499	549			
<a href="#"><u>SHX3AR72UC</u></a>	Bar Handle, White	599	699			
<a href="#"><u>SHX3AR75UC</u></a>	Bar Handle, Stainless Steel	699	799			
<b>Quietness</b> <ul style="list-style-type: none"> <li>• 48 dBA</li> <li>• InfoLight®</li> </ul>		<b>Racks</b> <ul style="list-style-type: none"> <li>• 15-Place Setting Capacity</li> <li>• Standard 3rd Rack</li> <li>• 3 Step RackMatic®</li> <li>• Upper &amp; Lower Rack Flip Tines</li> <li>• Silverware Basket</li> </ul>		<b>Performance</b> <ul style="list-style-type: none"> <li>• Additional Wash Cycles: <b>Speed 60</b></li> <li>• Additional Options: 24 H Delay Start, and <b>Extra Dry</b></li> </ul>		 <p>SHXM4AY55N</p>
<b>Design</b> <ul style="list-style-type: none"> <li>• <b>Electronic Controls</b></li> <li>• <b>Time Remaining Display</b></li> </ul>						 <p>SHXM4AY56N</p>
<a href="#"><u>SHXM4AY55N</u></a>	Bar Handle, Stainless Steel	749	849			
<a href="#"><u>SHXM4AY56N</u></a>	Bar Handle, Black	699	799			






This price list supersedes all previous price lists. Prices listed herein do not include applicable state or local taxes.

Model Number	Description	MAP	MSRP
<b>All Bosch 300 Series Dishwashers Include the Following Features:</b>			
<div> <div> <b>Quietness</b> <ul style="list-style-type: none"> <li>• <b>44 dBA</b></li> <li>• <b>InfoLight®</b></li> <li>• <b>Time remaining Display</b></li> </ul> </div> <div> <b>Design</b> <ul style="list-style-type: none"> <li>• <b>Electronic Controls</b></li> </ul> </div> <div> <b>Racks</b> <ul style="list-style-type: none"> <li>• <b>16 place setting capacity</b></li> <li>• <b>Standard 3rd Rack</b></li> <li>• <b>3 Step RackMatic®</b></li> <li>• <b>FlexSpace™ Tines</b></li> <li>• <b>1 Flip Tine Upper Rack</b></li> </ul> </div> <div> <b>Quality</b> <ul style="list-style-type: none"> <li>• <b>Deeper Full Stainless Steel Tub</b></li> <li>• <b>24/7 AquaStop®</b></li> <li>• <b>Easily Accessible 3-Stage Filtration System</b></li> </ul> </div> <div> <b>Efficiency</b> <ul style="list-style-type: none"> <li>• 269 kWh/yr</li> <li>• ENERGY STAR® Certified</li> </ul> </div> <div> <b>Performance</b> <ul style="list-style-type: none"> <li>• Five Wash Cycles: Auto Wash, Heavy, Normal Wash, Speed60, Rinse &amp; Hold</li> <li>• Four Options: Sanitize (NSF certified to remove up to 99.9% of bacteria), <b>Extra Dry, 24H Delay Start, Half Load</b></li> </ul> </div> </div>			

## 300 Series

### Racks

- Silverware Basket

<a href="#"><u>SHEM63W52N</u></a> <sup>1</sup>	Recessed Handle, White	799	899	
<a href="#"><u>SHEM63W55N</u></a> <sup>1</sup>	Recessed Handle, Stainless Steel	849	949	
<a href="#"><u>SHEM63W56N</u></a> <sup>1</sup>	Recessed Handle, Black	799	899	
<a href="#"><u>SHSM63W52N</u></a>	Scoop Handle, White	799	899	
<a href="#"><u>SHSM63W55N</u></a>	Scoop Handle, Stainless Steel	849	949	
<a href="#"><u>SHXM63W55N</u></a>	Bar Handle, Stainless Steel	899	999	
<a href="#"><u>SHVM63W53N</u></a>	Fully Integrated – Requires Custom Panel	899	999	

<sup>1</sup> No InfoLight®



This price list supersedes all previous price lists. Prices listed herein do not include applicable state or local taxes.

Model Number	Description	MAP	MSRP
--------------	-------------	-----	------

## All Bosch 500 Series Dishwashers Include the Following Features:

### Quietness

- 44 dBA
- InfoLight®

### Design

- **Pocket Handle Design**
- Electronic Controls
- **Time remaining Display**

### Racks

- 16 Place Setting Capacity
- **Flexible 3rd Rack**
- 3 Step RackMatic®
- FlexSpace™ Tines
- **2 Flip Tines Upper Rack**

### Quality

- Full Stainless Steel Tub
- 24/7 AquaStop®
- Easily Accessible 3-Stage Filtration System
- **EasyGlide™ Upper Rack**

### Efficiency

- 269 kWh/yr
- ENERGY STAR® Certified

### Performance

- Five Wash Cycles: Heavy, Auto Wash, Normal Wash, Speed60, Rinse & Hold
- Four Options: Sanitize (NSF certified to remove up to 99.9% of bacteria), 24H Delay Start, Half Load, **AutoAir™**

**Featuring AutoAir™**—which opens the door to let fresh air circulate for 40% drier dishes.\*

\*Based on average drying performance of Bosch Dishwashers with AutoAir™ after seven hours as compared to Bosch Dishwashers with PureDry™.

## 500 Series

### Racks

- Silverware Basket

### Performance

- Additional Options:  
**Delicate**

[SHPM65Z52N](#)

**Pocket Handle, White**

**999 1,099**

[SHPM65Z55N](#)

**Pocket Handle, Stainless Steel**

**999 1,099**

[SHPM65Z56N](#)

**Pocket Handle, Black**

**999 1,099**

[SHXM65Z55N](#)

**Bar Handle, Stainless Steel**

**1,049 1,199**



SHPM65Z52N



SHPM65Z55N



SHPM65Z56N



SHXM65Z55N



This price list supersedes all previous price lists. Prices listed herein do not include applicable state or local taxes.

Model Number	Description	MAP	MSRP
--------------	-------------	-----	------

## All Bosch 800 Series Dishwashers Include the Following Features:

### Quiet Operation:

- **Multiple layers of sound-absorbing insulation**
- **EcoSilence™ dual brushless motor system**
- **Solid molded base\* to absorb noise while minimizing vibration**

### Design:

- **Integrated control system**
- **Flush installation with full size tub**
- **Self-latching door**
- **Touch Controls**
- InfoLight® Except for Front Control Models
- Time Remaining Display

### Racks:

- 16 Place Setting Capacity
- 3 Step RackMatic®
- FlexSpace™ Tines
- 2 Flip Tines Upper Rack

### Quality:

- Full Stainless Steel Tub
- 24/7 AquaStop® Leak Protection System
- Easily Accessible 3-Stage Filtration System
- EasyGlide™ Upper Rack
- **Concealed water heating element**
- **Quick installation kit included**

### Efficiency:

- 269 KWh/yr
- ENERGY STAR® Certified

### Performance:

- Six Wash Cycles: Heavy, Auto Wash, **Eco**, Normal Wash, Speed60, Rinse & Hold
- Five Options: Sanitize (NSF certified to remove up to 99.9% of bacteria), **Delicate**, 24H Delay Start, Half Load, **CrystalDry™**

**Featuring CrystalDry™**—a patented drying technology that transforms moisture into heat to get dishes, including plastics, 60% drier.\*

\*Based on aggregate average drying performance of Bosch Dishwashers with CrystalDry™ on combined household load including plastics, glass, steel, and porcelain as compared to Bosch Dishwashers with PureDry™. Drying performance may vary by dish type.

## 800 Series

### Quietness

- **42 dBA**
- InfoLight®

### Racks

- Flexible 3rd Rack
- Silverware Basket

<a href="#"><u>SHEM78Z55N</u></a> <sup>1</sup>	<b>Recessed Handle, Stainless Steel</b>	<b>1,149</b>	<b>1,299</b>
<a href="#"><u>SHPM78Z54N</u></a>	<b>Pocket Handle, Black Stainless Steel</b>	<b>1,199</b>	<b>1,349</b>
<a href="#"><u>SHPM78Z55N</u></a>	<b>Pocket Handle, Stainless Steel</b>	<b>1,149</b>	<b>1,299</b>
<a href="#"><u>SHXM78Z55N</u></a>	<b>Bar Handle, Stainless Steel</b>	<b>1,199</b>	<b>1,349</b>
<a href="#"><u>SHVM78Z53N</u></a>	<b>Fully Integrated – Requires Custom Panel</b>	<b>1,199</b>	<b>1,349</b>



SHEM78Z55N



SHPM78Z54N



SHPM78Z55N



SHXM78Z55N






SHVM78Z53N

<sup>1</sup> No InfoLight®



# DISHWASHERS

This price list supersedes all previous price lists. Prices listed herein do not include applicable state or local taxes.

Model Number	Description	MAP	MSRP
<b>800 Series</b>			
<b>Quietness:</b> <ul style="list-style-type: none"> <li>• <b>40 dBA</b></li> <li>• InfoLight®</li> </ul>		<b>Performance:</b> <ul style="list-style-type: none"> <li>• Additional Options: <b>Eco</b></li> </ul>	
<b>Racks:</b> <ul style="list-style-type: none"> <li>• <b>MyWay™ 3rd Rack</b></li> <li>• <b>2 Flip Tines Lower Rack</b></li> <li>• Silverware Basket</li> </ul>		 SHPM88Z75N	
<a href="#"><b>SHPM88Z75N</b></a>	<b>Pocket Handle, Stainless Steel</b>	<b>1,399</b>	<b>1,549</b>
<a href="#"><b>SHXM88Z75N</b></a>	<b>Bar Handle, Stainless Steel</b>	<b>1,399</b>	<b>1,549</b>
<b>Quietness</b> <ul style="list-style-type: none"> <li>• 42 dBA</li> </ul>		<b>Performance</b> <ul style="list-style-type: none"> <li>• <b>Home Connect™ allows you to remotely monitor and Control with Wi-Fi Connectivity</b></li> <li>• Additional Options: <b>Remote Start</b></li> </ul>	
<b>Racks</b> <ul style="list-style-type: none"> <li>• Flexible 3rd Rack</li> <li>• Silverware Basket</li> </ul>		 SHEM78ZH5N 	
<a href="#"><b>SHEM78ZH5N*</b></a>	<b>Recessed Handle, Stainless Steel</b>	<b>1,499</b>	<b>1,649</b>



## ADA-HEIGHT DISHWASHERS

This price list supersedes all previous price lists. Prices listed herein do not include applicable state or local taxes.

Model Number	Description	MAP	MSRP
--------------	-------------	-----	------

### All Bosch ADA-Height Dishwashers Include the Following Features:

#### Design

- Time Remaining Display
- ADA Compliant Height (32" Tall)

#### Racks

- RackMatic®
- Flexible Silverware Basket

#### Quality

- Full Stainless Steel Tub
- 24/7 AquaStop® Plus
- Easily Accessible 3-Stage Filtration System

#### Efficiency

- 259 kWh/yr
- ENERGY STAR® Certified

#### Performance

- Four Wash Cycles: Heavy, Auto, Normal, Rinse & Hold
- Four Options: Delicate, Extra Dry, Sanitize, 24H Delay Start

### 300 Series EuroTub/ADA-Height 18" and 24"

#### Quietness

- 46 dBA

#### Racks

- Place Setting Capacity 10 (18" Width)
- Standard 3rd Rack

#### Quality

- Made in Poland

#### Performance

- Additional Cycle: Favorite
- Additional Options: Machine Care, Remote Start
- Home Connect™ allows you to remotely monitor and Control with Wi-Fi Connectivity



SPE53B52UC



SPE53B55UC



SPE53B56UC

<b>NEW</b> SPE53B52UC	<b>18" Recessed Handle, White</b>	<b>849</b>	<b>949</b>
<b>NEW</b> SPE53B55UC	<b>18" Recessed Handle, Stainless Steel</b>	<b>849</b>	<b>949</b>
<b>NEW</b> SPE53B56UC	<b>18" Recessed Handle, Black</b>	<b>849</b>	<b>949</b>



#### Quietness

- 46 dBA

#### Racks

- Place Setting Capacity 14

#### Quality

- Made in Germany
- **Water Softener**

#### Performance

- Additional Cycle: Favorite
- Additional Options: Machine Care, Remote Start
- Home Connect™ allows you to remotely monitor and Control with Wi-Fi Connectivity



SGE53B55UC











<b>NEW</b> SGE53B55UC	<b>24" Recessed Handle, Stainless Steel</b>	<b>899</b>	<b>999</b>
<b>NEW</b> SGE53B52UC	<b>24" Recessed Handle, White (currently not available)</b>	<b>899</b>	<b>999</b>
<b>NEW</b> SGE53B56UC	<b>24" Recessed Handle, Black (currently not available)</b>	<b>899</b>	<b>999</b>



## ADA-HEIGHT DISHWASHERS

This price list supersedes all previous price lists. Prices listed herein do not include applicable state or local taxes.











Model Number	Description	MAP	MSRP	
<b>800 Series EuroTub/ADA-Height 18" and 24"</b>				
<b>Quietness</b> <ul style="list-style-type: none"> <li>• 44 dBA</li> <li>• InfoLight®</li> </ul>		<b>Racks</b> <ul style="list-style-type: none"> <li>• <b>Place Setting Capacity 10</b></li> <li>• <b>Standard 3rd Rack</b></li> </ul> <b>Quality</b> <ul style="list-style-type: none"> <li>• Made in Poland</li> <li>• <b>Vase Holder and Small Item Clips</b></li> </ul>		<b>Performance</b> <ul style="list-style-type: none"> <li>• Additional Wash Cycles: <b>Delicate, Express, Favorite</b></li> <li>• Additional Options: Machine Care, Remote Start</li> <li>• Home Connect™ allows you to remotely monitor and Control with Wi-Fi Connectivity</li> </ul>
				 SPE68B55UC
				 SPX68B55UC
				 SPV68B53UC
<b>NEW</b> SPE68B55UC*	<b>18" Recessed Handle, Stainless Steel</b>	<b>949</b>	<b>1,049</b>	
<b>NEW</b> SPX68B55UC	<b>18" Bar Handle, Stainless Steel</b>	<b>1,049</b>	<b>1,199</b>	
<b>NEW</b> SPV68B53UC	<b>18" Fully Integrated – Requires Custom Panel</b>	<b>1,049</b>	<b>1,199</b>	
<b>Quietness</b> <ul style="list-style-type: none"> <li>• 42 dBA</li> <li>• InfoLight®</li> </ul>		<b>Racks</b> <ul style="list-style-type: none"> <li>• <b>Place Setting Capacity 15</b></li> </ul> <b>Quality</b> <ul style="list-style-type: none"> <li>• Made in Germany</li> <li>• Water Softener</li> <li>• <b>Vase Holder and Small Item Clips</b></li> </ul>		<b>Performance</b> <ul style="list-style-type: none"> <li>• Additional Wash Cycles: <b>CrystalDry™, Favorite</b></li> <li>• Additional Options: Machine Care, Remote Start</li> <li>• Home Connect™ allows you to remotely monitor and Control with Wi-Fi Connectivity</li> </ul>
				 SGE78B55UC
				 SGX78B55UC
				 SGV78B53UC
<b>NEW</b> SGE78B55UC*	<b>24" Recessed Handle, Stainless Steel</b>	<b>1,149</b>	<b>1,299</b>	
<b>NEW</b> SGX78B55UC	<b>24" Bar Handle, Stainless Steel</b>	<b>1,199</b>	<b>1,349</b>	
<b>NEW</b> SGV78B53UC	<b>24" Fully Integrated – Requires Custom Panel</b>	<b>1,199</b>	<b>1,349</b>	

\* No InfoLight®





This price list supersedes all previous price lists. Prices listed herein do not include applicable state or local taxes.

Model Number	Description	MAP	MSRP	100 Series	300 Series	500 Series	800 Series	SPV68B53UC
<b>Accessories for Dishwashers</b>								
	<a href="#"><u>SGZ1010UC</u></a> Dishwasher Drain Hose Extension 76 <sup>3</sup> / <sub>4</sub> "	18	19	•	•	•	•	
	<a href="#"><u>SGZ9091UC</u></a> Dishwasher Softener Salt (4.4 lbs) – Models With Water Softener Only	16	19					
	<a href="#"><u>SGZ1052UC</u></a> Dishwasher Accessory Kit With Extra Tall Item Sprinkler, Vase/Bottle Holder, 3 Plastic Item Clips and Small Item Basket	19	29	•				
	<a href="#"><u>SMZ1007UC</u></a> Bosch Dishwasher Bar Handle, Stainless Steel	59	69		•	•	•	
	<a href="#"><u>SMZ4026</u></a> MyWay™ Rack Silverware Insert Accessory	20	29				• <sup>1</sup>	
	<a href="#"><u>SMZ4000UC</u></a> Flexible Silverware Basket	25	29	•	•	•	•	
	<a href="#"><u>SMZ5000</u></a> Dishwasher Accessory Kit With Extra Tall Item Sprinkler, Vase/Bottle Holder, 3 Plastic Item Clips and Small Item Basket	19	29		•	•	•	
	<a href="#"><u>SMZ5002UC</u></a> Anti-Tarnish Silverware Cassette With Clips	25	29	•	•	•	•	
	<a href="#"><u>SMZ5003</u></a> 18" Dishwasher Accessory Hinge for 4" Toekick Height Installation	150	169					•
	<a href="#"><u>SMZ5400</u></a> MyWay™ Rack Large Silverware Insert Accessory	30	39				• <sup>1</sup>	
	<a href="#"><u>SMZCD200UC</u></a> Flexible 3rd Rack	49	59	• <sup>2</sup>	•	•	•	





<sup>1</sup> SH\_M88Z7\_N models only

<sup>2</sup> Alternative for SHXM4AY5\_N only



## ACCESSORIES

This price list supersedes all previous price lists. Prices listed herein do not include applicable state or local taxes.

Model Number	Description	MAP	MSRP	100 Series	300 Series	500 Series	800 Series	SPV68B53UC
<b>Accessories for Dishwashers</b>								
	<b>NEW</b> <a href="#">SMZEPCC1UC</a> Power Cord Clips + Edge Protector Kit Edge Protector Is For Dishwasher Installations Through Metal Cabinetry, for Water/drain/electrical Lines	5	9	•	•	•	•	
	<b>NEW</b> <a href="#">SMZ3IN1UC</a> Dish Junction Box and Supply Hose Kit	49	59	•	•	•	•	•
	<a href="#">SMZPCJB1UC</a> Junction Box Kit (alternate to the 3-Prong Power Cord Kit)	20	29	•	•	•	•	
	<a href="#">SMZSH002UC</a> Bosch Dishwasher Water Supply Hose	20	29		•	•	•	



This price list supersedes all previous price lists. Prices listed herein do not include applicable state or local taxes.

Model Number	Description	MAP	MSRP
--------------	-------------	-----	------

## All Bosch Washers Include the Following Features:

- SpeedPerfect™ Provides Up to 40% Faster Washing
- EcoSilence™ BLDC Motor for Quieter Operation
- ActiveClean® System
- Wave Profiled Stainless Steel Drum
- Anti-Vibration Circular Side Walls
- Spin Speed Up to 1400 rpm
- ENERGY STAR® Certified
- Improved Energy Efficiency and Performance
- Energy Consumption 84 kWh/year
- Exceeds the February 2018 ENERGY STAR® Water Consumption Standards
- Child Lock
- Signal
- Internal Water Heater
- **Installation:** Stackable, Side-by-Side, Under Counter Or Pedestal Option
- 208–240 V
- Plug type 240V; NEMA 6-15 (3 prong)

## 300 Series

### 24" Compact Washer

#### Design:

- White Exterior With White Dial and White Door Ring
- Touch Control Display
- Large 2.2 cu.ft. Capacity, Wash Up to 15.4 lbs Or 16 Bath Towels
- Clear See-Through Window
- Matching Dryer WTW86403UC

#### Silence Level:

- Washing/Spinning 54/73 dBA

#### 15 Individually-Tailored Washing Programs

- Cotton Normal, Cotton Light Soil, Permanent Press, Permanent Press Heavy Soil, Permanent Press Light Soil, Jeans, Quick Wash 30 mins., Heavy Duty, Delicates, Hand wash/

Wool, Allergen, Towels, Drum Clean, Drain, Rinse/Spin

#### 6 Options

- SpeedPerfect™, Temperature, Finish In, Extra Rinse, Prewash, Spin Speed, Start/Pause
- Plugs Into Wall Receptacle or Dryer Adapter (provided with each dryer)
- Hose Length: 48"



WAT28400UC



**WAT28400UC**

**24" White Cabinet With White Dial and White Door Ring**

**1,099 1,249**

## 500 Series

### 24" Compact Washer

#### Home Connect™ Features

- App Allows You To Operate Washer From Anywhere In The Home
- Easy Start Option For Your Wash Cycle
- Energy Management Information

#### Design:

- White Exterior With Silver/White Dial and Silver Door Ring
- Touch Control Display
- Large 2.2 cu.ft. Capacity, Wash Up to 17.6 lbs Or 18 Bath Towels

- Clear Glass Window with Bosch Magneto
- Matching Dryer WTW87NH1UC

#### Quality:

- ENERGY STAR® Most Efficient Certified
- AquaShield® Hose Leak Protection System

#### Silence Level: Washing/Spinning 52/72 dBA

#### 14 Individually-Tailored Washing Programs

- Cotton, Mix, Permanent Press, Whitest Whites, Sanitize, Outdoor/Sport, Jeans, Quick 30, Bulky/

Large Items, Delicates, HandWash/Wool, Drum Clean, Spin/Drain, Rinse

#### 10 Options

- SpeedPerfect™, Temperature, Finish In, Prewash, Spin Speed, Start/Pause, EcoPerfect™, Rinse Plus, Remote Start, Stains (Stains Program Treats Blood, Food Based, Red Wine and Grass Based Stains)
- Plugs into Wall Receptacle or Dryer Adapter (provided with each dryer)
- Hose Length: 59"



WAW285H1UC






**WAW285H1UC**

**24" White Cabinet With Silver/White Dial and Silver Door Ring**

**1,349 1,499**



This price list supersedes all previous price lists. Prices listed herein do not include applicable state or local taxes.

Model Number	Description	MAP	MSRP
<b>800 Series</b>			
<b>24" Compact Washer</b>			
<b>Home Connect™ Features</b> <ul style="list-style-type: none"> <li>• App Allows You to Operate Washer from Anywhere in the Home</li> <li>• Easy Start Option for Your Wash Cycle</li> <li>• Energy Management Information</li> </ul>			
<b>Design:</b> <ul style="list-style-type: none"> <li>• White Exterior With Chrome Illuminated Selection Dial and Chrome Door Ring</li> <li>• Premium Large Touch Control Display</li> <li>• Large 2.2 cu.ft. Capacity, Wash Up to 17.6 lbs Or 18 Bath Towels</li> <li>• Interior LED Drum Light</li> </ul>			
<ul style="list-style-type: none"> <li>• Clear Glass Window With Bosch Magneto</li> <li>• Matching Dryer WTG865H4UC</li> </ul>			
<b>Quality:</b> <ul style="list-style-type: none"> <li>• AquaStop® Plus Leak Protection System in the Hoses and the Base</li> </ul>			
<b>Silence Level:</b> <ul style="list-style-type: none"> <li>• Washing/Spinning 50/71 dBA</li> </ul>			
<b>14 Individually-Tailored Washing Programs</b> <ul style="list-style-type: none"> <li>• Cotton, Permanent Press, Permanent Press Heavy Soil, Whitest Whites, Sanitize, Super Quick 15 min., Quick Wash 30 min., Bulky/Large Items, Delicates, Hand Wash/ Wool, Towels, Drum Clean, Spin/Drain, Rinse</li> </ul>			
<b>10 Additional Options</b> <ul style="list-style-type: none"> <li>• SpeedPerfect™, Temperature, Finish In, Prewash, Spin Speed, Start/Pause, EcoPerfect™, Rinse Plus, Remote Start, Stains (Stains Program Treats Blood, Food Based, Red Wine and Grass Based Stains)</li> <li>• Plugs Into Wall Receptacle or Dryer Adapter (provided with each dryer)</li> <li>• Hose Length: 59"</li> </ul>			
			
WAW285H2UC			
 			
<b><u>WAW285H2UC</u></b>	<b>24" White Cabinet With Chrome Illuminated Selection Dial and Chrome Door Ring</b>	<b>1,549</b>	<b>1,749</b>



This price list supersedes all previous price lists. Prices listed herein do not include applicable state or local taxes.

Model Number	Description	MAP	MSRP
<b>All Bosch Dryers Include the Following Features:</b>			
<ul style="list-style-type: none"> <li>• Large 4.0 cu.ft. Capacity</li> <li>• Anti-Vibration Circular Side Walls</li> <li>• Sensitive Drying System</li> <li>• Start/Pause To Add an Item</li> <li>• Child Lock</li> <li>• Extra-Fine Lint Filter</li> <li>• ActiveDry® System</li> </ul>	<p><b>Installation:</b></p> <ul style="list-style-type: none"> <li>• Stackable, Side-by-Side, Under Counter Or Pedestal Option</li> <li>• No Ducting Required</li> <li>• Drain Pump and Hose Included</li> </ul>		<ul style="list-style-type: none"> <li>• Power Cord Included with Plug Type: 240V; NEMA 6-15 (3 Prong). Dryer Is Also Supplied With A Power Adapter To Fit A Standard 4-Prong 30A Dryer Receptacle (NEMA 14-30R) And Powers Both Bosch Washer and Dryer</li> </ul>

### 300 Series

#### 24" Compact Condensation Dryer

##### Design:

- White Exterior With White Dial and White Door Ring Touch Control Display
- Galvalume Drum
- Dry Up to 15.4 lbs Or 16 Bath Towels
- Clear See-Through Window
- Matching Washer WAT28400UC

##### Quality:

- ENERGY STAR® Certified
- Energy Consumption 315 kWh/year

##### Silence Level:

- 67 dBA

##### 15 Individually-Tailored

##### Drying Programs

- Cotton Extra Dry, Cotton Dry (Regular), Permanent Press Extra Dry, Permanent Press Dry,

Permanent Press Damp, Jeans, Quick Dry Auto, Air Fluff/No Heat, Time Dry Variable, Quick 40, Delicates, Heavy Duty, Sanitize, Hand Wash/Wool, Towels

##### 6 Options

- Dry Level, Time Dry, Finish In, Wrinkle Block, Low Heat, Signal



WTG86403UC



**WTG86403UC**

**24" Ventless Condensation Drying System  
White With White Dial and White Door Ring**

**1,099 1,249**

### 500 Series

#### 24" Compact Heat Pump Dryer with Self-Cleaning Condenser

##### Home Connect™ Features

- App Allows You to Operate Dryer from Anywhere in the Home
- Easy Start Option for Your Dry Cycle

##### Design:

- White Exterior With Silver/White Dial and Silver Door Ring
- Touch Control Display
- Reversible Door (No Additional Parts Required)
- Stainless Steel Structured Drum

- Dry Up to 17.6 lbs Or 18 Bath Towels
- Clear Glass Window With Bosch Magneto
- Matching Washer WAW285H1UC

##### Quality:

- ENERGY STAR® Most Efficient
- Energy Consumption 123 kWh/year
- Maintenance-Free Self Cleaning Condenser
- Dual-layer Lint Filtration System

##### Silence Level:

- 65 dBA

##### 14 Individually-Tailored

##### Drying Programs

- Cotton, Permanent Press, Mix, Jeans, Quick Dry Auto, Air Fluff, Time Dry, Quick 40, Anti Shrink, Outdoor/Sport, Delicates, Sanitize, HandWash/Wool, Bulky/Large Items

##### 9 Options

- Dryness Level, Time Dry, Finish in, Wrinkle Block, Low Heat, Remote Start, Start/Pause, Level Adjust, End Signal



WTW87NH1UC



**WTW87NH1UC**

**24" Ventless Heat Pump Dryer with  
Self-Cleaning Condenser  
White With Silver/White Dial and Silver Door Ring**

**1,399 1,549**



This price list supersedes all previous price lists. Prices listed herein do not include applicable state or local taxes.

Model Number	Description	MAP	MSRP
--------------	-------------	-----	------

800 Series

24" Compact Condensation Dryer

Home Connect™ Features

- App Allows You to Operate Dryer from Anywhere in the Home
- Easy Start Option for Your Dry Cycle

Design:

- White Exterior With Chrome Illuminated Selection Dial and Chrome Door Ring
- Premium Large Touch Control Display
- Interior LED Drum Light
- Reversible Door (No Additional Parts Required)

- Stainless Steel Structured Drum
- Dry Up to 17.6 lbs Or 18 Bath Towels
- Clear Glass Window With Bosch Magneto
- Matching Washer WAW285H2UC

Quality:

- ENERGY STAR® Certified
- Energy Consumption 315 kWh/year

Silence Level:

- 63 dBA

14 Individually-Tailored Drying Programs

- SuperQuick 15, Cotton, Permanent Press, Jeans, Quick Dry Auto, Air Fluff, Time Dry, Quick 40, Anti Shrink, Delicates, Sanitize, Hand Wash/Wool, Towels, Bulky Large Items

9 Options

- Dryness Level, Time Dry, Finish in, Wrinkle Block, Low Heat, Remote Start, Start/Pause, Level Adjust, End Signal



WTG865H4UC



[WTG865H4UC](#)

24" Ventless Condensation Drying System  
White With Chrome Illuminated Selection Dial  
and Chrome Door Ring

1,549 1,749



This price list supersedes all previous price lists. Prices listed herein do not include applicable state or local taxes.

Model  
Number

Description

MAP

MSRP

## Accessories for Laundry

Accessories for Laundry					Washers			Dryers		
					WAT28400UC	WAW285H1UC	WAW285H2UC	WTG86403UC	WTG865H4UC	WTW87NH1UC
	<a href="#"><u>WMZ20600</u></a>	Drying Rack for Wool items, Shoes, etc. for Bosch 24" Dryers	79	89				•	•	•
	<b>NEW</b> <a href="#"><u>WMZPW20W</u></a>	Pedestal With Drawer for 24" Washer	299	329	•	•	•			
	<b>NEW</b> <a href="#"><u>WTZPW20D</u></a>	Pedestal with Drawer for 24" Dryer	299	329				•	•	•
	<a href="#"><u>WTZ11400UC</u></a>	Stacking Kit with Pull Out Tray	149	169	•	•	•	•	•	•
	<a href="#"><u>WTZ20410UC</u></a>	Stacking Kit without Pull Out Tray	49	59	•	•	•	•	•	•
	<a href="#"><u>WTZPA20UC</u></a>	Dryer Power Adapter 240V; NEMA 14-30R to 6-15R	69	79				• <sup>1</sup>	• <sup>1</sup>	• <sup>1</sup>

<sup>1</sup> Adapter only works with dryers listed in this guide.



This price list supersedes all previous price lists. Prices listed herein do not include applicable state or local taxes.

Model Number	Description	MAP	MSRP
--------------	-------------	-----	------

## 800 Series

## 24" Built-In Coffee Machine

- Home Connect™ App Allows You to Prepare Coffee from Anywhere in the Home
- Within Minutes Prepare Espressos, Cappuccinos, Lattes, Macchiato and More
- MyFavorites Stores Up to 8 of Your Favorite Coffee Preferences
- Large TFT Color Touch Screen Interface
- Automatic System for Cleaning, Milk Steam Rinsing and Descaling
- AromaPro Provides Constant Pressure for an Enhanced Coffee Experience
- Grinding Settings for Dark Or Light Coffee
- CoffeeSensor Measures the Ground Coffee After Each Grinding Cycle
- OneTouch DoubleCup Dispenses Two Beverages At the Same Time
- Integrated Built-In Sensors Will Alert You When Coffee, Water Level Is Low
- AromaDouble Shot Prepares Extra-Strong Coffee With Less Bitterness
- Individual Cup Volume Allows You to Adjust Your Coffee Cup Size
- 1 lb. Bean Container
- 10-Cup Water Reservoir
- Stainless Steel 17 oz. Milk Container
- Built-In Drip Tray
- Soft-Closing Door
- 120 V



BCM8450UC

[BCM8450UC](#)

Bosch Built-In Coffee Machine

3,299 3,649

## Accessories for Coffee Machine

				BCM8450UC
	<a href="#">HEZCMT3050</a>	30" SS Trim Kit	399 439	•

For coffee accessories, please see the Cleaners & Accessories Price List in the Sales SharePoint.



## FREESTANDING RANGES

This price list supersedes all previous price lists. Prices listed herein do not include applicable state or local taxes.

Model Number	Description	MAP	MSRP
--------------	-------------	-----	------

### All Bosch Industrial-Style Ranges Include the Following Features:

- Powerful 18,000 BTU dual flame burner
- Dishwasher safe grates
- Continuous grate design
- Heavy metal knobs
- One halogen light
- Catalytic clean cavity
- Kitchen timer
- LP conversion kit

## 800 Series

### 30" Industrial-Style Gas Range

- 5-burners
- Oven capacity at 3.7 cu. ft.
- 3 cooking modes
- 2 standard racks
- 17,000 BTU Bake burner
- 11,500 BTU Broil burner
- Electrical supply: 15 A, 120 V

LR: 10,000 BTU (NG)		RR: 5,000 BTU (NG)
LF: 5,000 BTU (NG)	C: 18,000 BTU (NG)	RF: 10,000 BTU (NG)

[HGS8055UC](#)

**Stainless Steel**

**3,399 3,749**

[HGS8045UC](#)

**Black Stainless Steel**

**3,599 3,999**



HGS8055UC



HGS8045UC

### 36" Industrial-Style Gas Range

- 6-burners adding more flexibility to your cooking
- Oven capacity at 3.5 cu. ft.
- 3 cooking modes
- 1 Telescopic rail with rack
- 1 Standard rack
- 17,000 BTU Bake burner
- 14,000 BTU Broil burner
- Electrical supply: 15 A, 120 V

LR: 5,000 BTU (NG)	CR: 10,000 BTU (NG)	RR: 10,000 BTU (NG)
LF: 18,000 BTU (NG)	CF: 10,000 BTU (NG)	RF: 10,000 BTU (NG)

[HGS8655UC](#)

**Stainless Steel**

**4,199 4,649**

[HGS8645UC](#)

**Black Stainless Steel**

**4,599 5,099**



HGS8655UC



HGS8645UC

## FREESTANDING RANGES

This price list supersedes all previous price lists. Prices listed herein do not include applicable state or local taxes.

Model Number	Description	MAP	MSRP
--------------	-------------	-----	------

### 800 Series

#### 30" Industrial-Style Dual Fuel Range

- 5-burners
- Genuine European Convection
- Oven capacity at 3.9 cu. ft.
- 8 Cooking modes
- Sabbath mode
- 2 standard racks
- Temperature probe
- 1,700 W Bake element
- 2,900 W Broil element
- 2,700 W Convection element
- Electrical supply: 20 A, 240 V/208 V

LR: 10,000 BTU (NG)		RR: 5,000 BTU (NG)
LF: 5,000 BTU (NG)	CR: 18,000 BTU (NG)	RF: 10,000 BTU (NG)

[HDS8055U](#)

**Stainless Steel**

**3,799 4,199**

[HDS8045U](#)

**Black Stainless Steel**

**4,099 4,549**



HDS8055U



HDS8045U

#### 36" Industrial-Style Dual Fuel Range

- 6-burners adding more flexibility to your cooking
- Genuine European Convection
- Oven capacity at 3.7 cu. ft.
- 8 Cooking modes
- Sabbath mode
- 1 Telescopic rail with rack
- 1 Standard rack
- Temperature probe
- 1,700 W Bake element
- 2,900 W Broil element
- 2,500 W Convection element
- Electrical supply: 20 A, 240 V/208 V

LR: 5,000 BTU (NG)	CR: 10,000 BTU (NG)	RR: 10,000 BTU (NG)
LF: 18,000 BTU (NG)	CF: 10,000 BTU (NG)	RF: 10,000 BTU (NG)

[HDS8655U](#)

**Stainless Steel**

**4,699 5,199**

[HDS8645U](#)

**Black Stainless Steel**

**4,999 5,499**



HDS8655U



HDS8645U

## SLIDE-IN RANGES

This price list supersedes all previous price lists. Prices listed herein do not include applicable state or local taxes.

Model Number	Description	MAP	MSRP
--------------	-------------	-----	------

### All Bosch Slide-In Ranges Include the Following Features:

- The Bosch Slide-In Range Fits in Any Freestanding Range Cutout
- 400 W Warming Drawer
- Touch Control for Easier Operation of the Oven
- Temperature Conversion for Convection Cooking
- 2–4 hr Time-Adjustable Self Clean
- Extra Large Door Window
- Star-K Certified 100°–450°F
- Rear Vent Trim Included

### 800 Series

#### 30" Electric Slide-In Range

- 2,000 W Convection Ring Element
- Genuine European Convection
- Heavy-Duty Metal Knobs
- 11 Specialized Cooking Modes
- Fast Preheat™
- Kitchen Timer
- Large Oven Capacity At 4.6 cu.ft.
- 3 Standard Racks
- Recessed 8-Pass 3,800 W Broil Element
- Powerful 2,400 W 4-Pass Bake Element
- Electrical Supply: 40 A



HEI8056U



HEI8046U

LR: 6" @  
1,200 W

LF: 9"/6" @  
3,000 W/1,400 W

C: 6" @  
100 W Warming Element

RR: 6" @  
1,200 W

RF: 9.5" @  
3,200 W

[HEI8056U](#)

**Stainless Steel**

**2,199 2,449**

[HEI8046U](#)

**Black Stainless Steel**

**2,299 2,549**

#### 30" Gas Slide-In Range

- Powerful 18,000 BTU Center Burner
- Heavy-Duty Metal Knobs
- Low-Profile Continuous Grate Design
- Stainless Steel Maintop
- 9 Specialized Cooking Modes
- Standard Convection
- 5 Burners Add Flexibility to Your Cooking
- Kitchen Timer
- Large Oven Capacity At 4.8 cu.ft.
- 3 Standard Racks
- 18,000 BTU Bake Burner
- 12,500 BTU Broil Burner
- LP Conversion Kit Included
- Electrical Supply: 15 A



HGI8056UC



HGI8046UC

LR: 5,000 BTU (NG)

LF: 10,000 BTU (NG)

C: 18,000 BTU (NG)

RR: 5,000 BTU (NG)

RF: 15,000 BTU (NG)

[HGI8056UC](#)

**Stainless Steel**

**2,299 2,549**

[HGI8046UC](#)

**Black Stainless Steel**

**2,399 2,649**

## SLIDE-IN RANGES

This price list supersedes all previous price lists. Prices listed herein do not include applicable state or local taxes.

Model Number	Description	MAP	MSRP
--------------	-------------	-----	------

### 800 Series

#### 30" Dual Fuel Slide-In Range

- Powerful 18,000 BTU Center Burner
- Heavy-Duty Metal Knobs
- Low-Profile Continuous Grate Design
- Stainless Steel Maintop
- 11 Specialized Cooking Modes
- 2,000 W Convection Ring Element
- Genuine European Convection
- Temperature Probe
- Fast Preheat™
- 5 Burners Add Flexibility to Your Cooking
- Two Oven Lights
- Kitchen Timer
- Large Oven Capacity At 4.6 cu.ft.
- 3 Standard Racks
- Recessed 8-Pass 3,800 W Broil Element
- Powerful 2,400 W 4-Pass Bake Element
- LP Conversion Kit Included
- Electrical Supply: 30 A



HDI8056U

LR: 5,000 BTU (NG)

LF: 10,000 BTU (NG)

C: 18,000 BTU (NG)

RR: 5,000 BTU (NG)

RF: 15,000 BTU (NG)

**HDI8056U**

**Stainless Steel**

**2,699 2,999**

#### 30" Induction Slide-In Range

- 17 Heat Levels
- A 11" Heating Element Offers 3,700 W of Power
- Easier to Clean and More Efficient
- SpeedBoost®
- Each Element Has an Independent Countdown Timer
- ChildLock
- SafeStart
- 11 Specialized Cooking Modes
- 2,000 W Convection Ring Element
- Genuine European Convection
- Temperature Probe
- Fast Preheat™
- One Oven Light
- Large Oven Capacity At 4.6 cu.ft.
- 3 Standard Racks
- Recessed 8-Pass 3,800 W Broil Element
- Powerful 2,400 W 4-Pass Bake Element
- Electrical Supply: 40 A



HII8056U



HII8046U

LR: 9" @  
2,200 W/3,700 W (SpeedBoost®)

RR: 11" @  
2,600 W/3,700 W (SpeedBoost®)

LF: 6" @  
1,400 W/2,200 W (SpeedBoost®)

RF: 6" @  
1,400 W/2,200 W (SpeedBoost®)

**HII8056U**

**Stainless Steel**













**3,399 3,749**

**HII8046U**

**Black Stainless Steel**














**3,499 3,849**

This price list supersedes all previous price lists. Prices listed herein do not include applicable state or local taxes.

Model Number	Description	MAP	MSRP								
Accessories for Industrial Style Ranges				Gas				Dual Fuel			
				HGS80 55UC	HGS8045UC	HGS8655UC	HGS8645UC	HDS8055U	HDS8045U	HDS8655U	HDS8645U
	<a href="#">HEZ9GR41UC</a> Griddle for Industrial Style Range	179	199	•	•	•	•	•	•	•	•
	HEZ9GW23UC Wok Ring for Industrial Style Range	69	79	•	•	•	•	•	•	•	•
	HEZ9YZ30UC 9" Low Backguard for 30" Industrial Style Range, Stainless Steel	179	199	•	•	•	•	•	•	•	•
	HEZ9YZ36UC 9" Low Backguard for 36" Industrial Style Range, Stainless Steel	189	209	•	•	•	•	•	•	•	•
	HEZ8YZ30UC 9" Low Backguard for 30" Industrial Style Range, Black Stainless Steel	229	259	•	•	•	•	•	•	•	•
	HEZ8YZ36UC 9" Low Backguard for 36" Industrial Style Range, Black Stainless Steel	239	269	•	•	•	•	•	•	•	•
	HEZ9ZZ30UC 3" Rear Vent Trim Extension for 30" Industrial Style Range, Stainless Steel	119	139	•	•	•	•	•	•	•	•
	HEZ9ZZ36UC 3" Rear Vent Trim Extension for 36" Industrial Style Range, Stainless Steel	119	139	•	•	•	•	•	•	•	•
	HEZ8ZZ30UC 3" Rear Vent Trim Extension for 30" Industrial Style Range, Black Stainless Steel	139	159	•	•	•	•	•	•	•	•
	HEZ8ZZ36UC 3" Rear Vent Trim Extension for 36" Industrial Style Range, Black Stainless Steel	139	159	•	•	•	•	•	•	•	•
	HEZ9YZ04UC Side Panel Extension Kit for Industrial Style Range, Stainless Steel Provides full side coverage extending to rear of range	89	99	•	•	•	•	•	•	•	•
	HEZ8YZ04UC Side Panel Extension Kit for Industrial Style Range, Black Stainless Steel Provides full side coverage extending to rear of range	99	109	•	•	•	•	•	•	•	•

## ACCESSORIES

This price list supersedes all previous price lists. Prices listed herein do not include applicable state or local taxes.

Model Number	Description	MAP	MSRP	Electric	Gas	Dual Fuel	Induction
<b>Accessories for Slide-In Ranges</b>							
	<a href="#"><u>HEZ298102</u></a> <b>Wok Ring—Attaches to Grates</b>	<b>69</b>	<b>79</b>		•		
	<b>Stainless Steel Pan With Aluminum Core</b> Optimized for Cooking With AutoChef® Element • Superior Heat Distribution			•	•	•	•
	<a href="#"><u>HEZ390210</u></a> <b>8" Pan for 6" Element</b>	<b>89</b>	<b>99</b>				
	<a href="#"><u>HEZ390220</u></a> <b>9" Pan for 7" Element</b>	<b>99</b>	<b>109</b>	•	•	•	•
	<a href="#"><u>HEZ390230</u></a> <b>10" Pan for 8" and 9" Elements</b>	<b>119</b>	<b>139</b>	•	•	•	•
	<a href="#"><u>HEZGR301</u></a> <b>Griddle for on Top of Gas Grates</b>	<b>139</b>	<b>159</b>		•		
	<b>Teppanyaki</b> Works on Electric and Induction Cooking Surfaces • Optimized for Cooking on Induction Cooktops			•			•
	<a href="#"><u>HEZ390512</u></a> <b>Teppanyaki</b>	<b>369</b>	<b>409</b>				
	<b>Non-Stick Induction Grill</b> Non-Stick Cast Aluminum with a Thick Ferromagnetic Base • Ideal For Grilling Meats, Seafood and Vegetables						• <sup>1</sup>
	<a href="#"><u>HEZ9GR37UC</u></a> <b>17" x 9" Grill Pan</b>	<b>249</b>	<b>279</b>				
	<a href="#"><u>HEZTR301</u></a> <b>Gliding Telescopic Rack</b>	<b>279</b>	<b>309</b>	•	•		•
	<a href="#"><u>HEZBS301</u></a> <b>4" Low Back Accessory for Electric and Induction Slide-In Ranges</b>	<b>249</b>	<b>279</b>	•			•
	<a href="#"><u>HGZBS301</u></a> <b>4" Low Back Accessory for Gas Slide-In Ranges</b>	<b>219</b>	<b>249</b>		•		
	<a href="#"><u>HDZBS301</u></a> <b>4" Low Back Accessory for Dual-Fuel Slide-In Ranges</b>	<b>249</b>	<b>279</b>			•	
	<a href="#"><u>HDZIT301</u></a> <b>Island Trim Accessory For Use in Dual-Fuel Range Island Applications</b>	<b>249</b>	<b>279</b>			•	
	<a href="#"><u>HGZIT301</u></a> <b>Island Trim Accessory For Use in Gas Range Island Applications</b>	<b>219</b>	<b>249</b>		•		

<sup>1</sup> FlexInduction® Models Only

## OVER-THE-RANGE MICROWAVE OVENS

This price list supersedes all previous price lists. Prices listed herein do not include applicable state or local taxes.

Model Number	Description	MAP	MSRP
<b>All Bosch Over-the-Range Microwaves Include the Following Features:</b>			
<ul style="list-style-type: none"> <li>Design-Matched for Use in Combination With Bosch Range Or Cooktop</li> <li>Exclusive Stainless Steel Handle</li> <li>Easy to Read White LCD Display</li> <li>Easy to Use Touch Control</li> <li>Side-Hinged Door Allows Full Access to Microwave Cavity</li> <li>Installation for Recirculation Or Outside Venting</li> <li>Reheat Setting</li> <li>Potato Program</li> <li>Automatic Defrost</li> <li>Popcorn Program</li> <li>Timer With Cook Time and Automatic Shut Off Function</li> <li>Convenient Kitchen Timer</li> <li>Easily Adds 30 Seconds to Cooking Time</li> <li>10 Microwave Power Levels</li> <li>Plugs Into Standard 110 V, 3-Prong Outlet</li> </ul>			

### 300 Series

#### 30" Over-the-Range Microwave

- Stainless Steel Colored Vent Grid
- 1.6 cu.ft. Large Oven Capacity
- Large 13 1/2" Glass Turntable
- Three-Speed Vent With Up to 300 CFM Power
- Two Surface Lights for Bright Cooktop Illumination



HMV3053U

[HMV3053U](#)

**Stainless Steel**

**449 499**

### 500 Series

#### 30" Over-the-Range Microwave

- Easy-Clean Stainless Steel Vent Cover
- 2.1 cu.ft. Large Oven Capacity
- Large 14 3/16" Glass Turntable
- 8 Sensor Programs
- Four-Speed Vent With Up to 385 CFM Power
- Two LED Lights for Bright Cooktop Illumination
- Double Microwave Distribution System



HMV5053U

[HMV5053U](#)

**Stainless Steel**

**549 649**

### 800 Series

#### 30" Over-the-Range Convection Microwave

- Easy-Clean Stainless Steel Vent Cover
- 1.8 cu.ft. Large Oven Capacity
- Large 14 3/16" Glass Turntable
- 8 Sensor Programs
- Four-Speed Vent With Up to 385 CFM Power
- Two LED Lights for Bright Cooktop Illumination
- Convection Cooking
- Full Stainless Steel Cavity



HMV8044U

[HMV8044U](#)

**Black Stainless Steel**

**799 899**

[HMV8053U](#)

**Stainless Steel**




**749 849**



HMV8053U

## BUILT-IN MICROWAVE OVENS






This price list supersedes all previous price lists. Prices listed herein do not include applicable state or local taxes.

Model Number	Description	MAP	MSRP	
<b>500 Series</b>				
<b>24" and 30" Speed Ovens</b>				
<ul style="list-style-type: none"> <li>• Cooks Faster Than a Traditional Oven and Can Also Be Used As a Microwave</li> <li>• LCD Display and LED Light</li> <li>• 1.6 cu.ft. Overall Capacity</li> <li>• Nine SpeedChef® Cooking Cycles</li> <li>• Convection Broil and Convection Bake Modes</li> <li>• Seven Auto Sensor Microwave Cycles</li> </ul>	<ul style="list-style-type: none"> <li>• 1,000 W Microwave</li> <li>• 1,750 W Broil Element</li> <li>• 600 W Bake Element</li> <li>• 1,700 W Convection Element</li> <li>• Electrical Connection – 120 V NEMA 5-20 3-Prong Plug</li> <li>• Electric Load – 20 A</li> <li>• Kitchen Timer and Panel Lock Setting</li> </ul>	<ul style="list-style-type: none"> <li>• Stainless Steel Cooking Interior</li> <li>• Cut-Resistant Metal Turntable and Separate Ceramic Cooking Tray</li> <li>• Multi-Use Oven Rack</li> <li>• Wall Or Under Counter Approved Installation (Not Under a Cooktop)</li> </ul>		 <p>HMC54151UC</p>
<a href="#"><u>HMC54151UC</u></a>	<b>24" 120 V Speed Oven, Stainless Steel</b>	<b>1,699</b>	<b>1,899</b>	
<b>27" and 30" Built-In Microwave Touch Control With Drop Down Door</b>				
<ul style="list-style-type: none"> <li>• LCD Display and LED Light</li> <li>• 1.6 cu.ft. Overall Capacity</li> <li>• 14 1/8" Glass Turntable</li> </ul>	<ul style="list-style-type: none"> <li>• Microwave Power: 950 W</li> <li>• 10 Power Levels</li> <li>• Sensor Cooking</li> </ul>	<ul style="list-style-type: none"> <li>• Sensor Reheat</li> <li>• No Trim Kit Required</li> <li>• Plugs Into a Standard 120 V, 3-Prong Outlet</li> </ul>		 <p>HMB57152UC</p>
<a href="#"><u>HMB57152UC</u></a>	<b>27" Microwave, Stainless Steel</b>	<b>1,249</b>	<b>1,399</b>	
<a href="#"><u>HMB50152UC</u></a>	<b>30" Microwave, Stainless Steel</b>	<b>1,249</b>	<b>1,399</b>	
<a href="#"><u>HMB50162UC</u></a>	<b>30" Microwave, Black</b>	<b>1,249</b>	<b>1,399</b>	 <p>HMB50152UC</p>



## BUILT-IN MICROWAVE OVENS

This price list supersedes all previous price lists. Prices listed herein do not include applicable state or local taxes.

Model Number	Description	MAP	MSRP	
<b>800 Series</b>				
<b>27" and 30" Speed Ovens</b>				
<ul style="list-style-type: none"> <li>• Cooks Faster Than a Traditional Oven and Can Also Be Used As a Microwave</li> <li>• LCD Display and LED Light</li> <li>• 1.6 cu.ft. Overall Capacity</li> <li>• Nine SpeedChef® Cooking Cycles</li> <li>• Convection Broil and Convection Bake Modes</li> <li>• Seven Auto Sensor Microwave Cycles</li> </ul>		<ul style="list-style-type: none"> <li>• 1,000 W Microwave</li> <li>• 1,750 W Broil Element</li> <li>• 600 W Bake Element</li> <li>• 1,700 W Convection Element</li> <li>• Electrical Connection – 120 V NEMA 5-20 3-Prong Plug for HMC80152UC and HMC87152UC; 240 V Direct Wire for HMC80252UC and HMC80242UC</li> </ul>		 <p>HMC87152UC</p>
		<ul style="list-style-type: none"> <li>• Electric Load – 20 A</li> <li>• Kitchen Timer and Panel Lock Setting</li> <li>• Stainless Steel Cooking Interior</li> <li>• Cut-Resistant Metal Turntable and Separate Ceramic Cooking Tray</li> <li>• Multi-Use Oven Rack</li> <li>• Wall Or Under Counter Approved Installation</li> </ul>		 <p>HMC80152UC</p>
<a href="#"><u>HMC87152UC</u></a>	<b>27" 120 V Speed Oven, Stainless Steel</b>	<b>1,749</b>	<b>1,949</b>	
<a href="#"><u>HMC80252UC</u></a>	<b>30" 240 V Speed Oven, Stainless Steel</b>	<b>1,949</b>	<b>2,149</b>	
<a href="#"><u>HMC80242UC</u></a>	<b>30" 240 V Speed Oven, Black Stainless Steel</b>	<b>1,999</b>	<b>2,199</b>	
<a href="#"><u>HMC80152UC</u></a>	<b>30" 120 V Speed Oven, Stainless Steel</b>	<b>1,749</b>	<b>1,949</b>	
<b>24" and 30" Drawer Microwave Oven</b>				
<ul style="list-style-type: none"> <li>• Touch Control With White Display</li> <li>• 1.2 cu.ft. Overall Capacity</li> </ul>		<ul style="list-style-type: none"> <li>• Microwave Power: 950 W</li> <li>• 10 Power Levels</li> <li>• Sensor Cooking</li> </ul>		 <p>HMD8451UC</p>
<a href="#"><u>HMD8451UC</u></a>	<b>24" Drawer Microwave, Stainless Steel</b>	<b>1,499</b>	<b>1,649</b>	
<a href="#"><u>HMD8053UC</u></a>	<b>30" Drawer Microwave, Stainless Steel</b>	<b>1,599</b>	<b>1,799</b>	 <p>HMD8053UC</p>

This price list supersedes all previous price lists. Prices listed herein do not include applicable state or local taxes.

Model Number	Description	MAP	MSRP
--------------	-------------	-----	------

## All Bosch 500 Series 24" Built-In Ovens Include the Following Features:

- Oven Is Perfect for Kitchens With a Smaller Footprint
- Designed to Be Installed Flush With Your Cabinetry
- Genuine European Convection Ensures Even Cooking and Baking Results on Multiple Racks
- Halogen Light to Better Monitor Cooking Progress
- Kitchen Timer

## 500 Series

### 24" Single Wall Oven, European Convection

- Telescopic Extension Rail
- Knob Control
- 9 Oven Modes
- Custom Cooking Modes: Pie, Frozen Foods, Defrost, Warm, and Broil Plus
- The DualClean® System Uses the Cavity Coating and Heat to Burn Off Most Grease
- Timer With Cook Time and Delay Start Function
- Capacity At 2.8 cu.ft.
- 8-Pass Broil Element



HBE5453UC

**HBE5453UC**

**24" Stainless Steel**

**1,899 2,099**

### 24" Single Wall Oven, European Convection

- Home Connect™ Features. Remotely Monitor and Control the Wall Oven With Wi-Fi Connectivity
- 24" Touch Control Bosch Wall Oven With Full Color TFT Display
- 12 Oven Modes
- Designed With Black Glass Door and a Unique Ring Control
- Custom Cooking Modes: Convection Multi-Rack, Bake, Pizza, Roast, Proof, Convection Broil, Broil, Slow Cooking, Defrost, Plate Warming, Warming
- Sabbath Mode
- EcoClean® Coating Uses Heat to Burn Off Most Grease
- Three Standard Racks
- Capacity At 2.5 cu.ft.



HBE5452UC



**HBE5452UC**

**24" Stainless Steel**

**2,099 2,349**

## BUILT-IN OVENS

*This price list supersedes all previous price lists. Prices listed herein do not include applicable state or local taxes.*

Model Number	Description	MAP	MSRP
<b>All Bosch 500 Series 27" and 30" Built-In Ovens Include the Following Features:</b>			
<ul style="list-style-type: none"> <li>Heavy-Duty Metal Knobs for a Premium Look and Feel</li> <li>Compatible With Most Existing Cut-Outs</li> <li>Designed to Be Installed Flush With Your Cabinetry</li> <li>2, 3, and 4-Hour Self-Clean Cycles</li> <li>One Oven Light</li> <li>Kitchen Timer</li> <li>Extra Large Door Window for Easy Monitoring of Cooking Process</li> <li>Star-K Certified 100°–450°F</li> <li>Large Capacity At 4.6 cu.ft. (3.9 cu. ft. for 27")</li> <li>Recessed 8-Pass Broil Element for Increased Capacity and Safety</li> </ul>			

### 500 Series

#### 30" Single Wall Ovens, Thermal Cooking

- Thermal Cooking With Bake, Broil, Roast, and Warm
- 6 Oven Modes

**HBL5351UC**

**30" Stainless Steel**

**1,899 2,099**



HBL5351UC

#### 27" and 30" Single Wall Oven, European Convection

- Genuine European Convection
- 14 Oven Modes
- Custom Cooking Modes: Pizza, Pie, Warm and Proof
- Temperature Conversion for Convection Cooking

**HBN5451UC**

**27" Stainless Steel**

**2,199 2,449**



HBN5451UC

**HBL5451UC**

**30" Stainless Steel**

**2,199 2,449**

#### 30" Double Wall Oven, Thermal Cooking

- Thermal Cooking With Bake, Broil, Roast and Warm in Both Cavities

**HBL5551UC**

**30" Stainless Steel**

**2,899 3,199**



HBL5551UC

This price list supersedes all previous price lists. Prices listed herein do not include applicable state or local taxes.

Model Number	Description	MAP	MSRP
--------------	-------------	-----	------

## 500 Series

### 27" and 30" Double Wall Oven, European Convection (Upper Cavity)

- Genuine European Convection in Upper Oven
- 14 Upper Oven Modes
- Custom Cooking Modes  
Upper Oven: Pizza, Pie, Warm and Proof
- Thermal Cooking With Bake, Broil, Roast and Warm in Lower Oven
- Temperature Conversion for Convection Cooking in Upper Oven

**HBN5651UC**      **27" Stainless Steel**      **3,199**   **3,549**

**HBL5651UC**      **30" Stainless Steel**      **3,199**   **3,549**



HBL5651UC

### 30" Microwave Combination Oven

- Combination Oven  
Featuring a Microwave and Wall Oven With Stainless Steel Knobs
- 1.6 cu.ft. Capacity  
Microwave With Drop Down Door and LCD Display
- Genuine European Convection in Lower Oven

**HBL57M52UC**      **30" Stainless Steel**      **3,499**   **3,849**



HBL57M52UC

This price list supersedes all previous price lists. Prices listed herein do not include applicable state or local taxes.

Model Number	Description	MAP	MSRP
<b>All Bosch 800 Series 27" and 30" Built-In Ovens Include the Following Features:</b>			
<ul style="list-style-type: none"> <li>• QuietClose® Door</li> <li>• A Full-Extension Telescopic Rack</li> <li>• Designed to Be Installed Flush With Your Cabinetry</li> <li>• Compatible With Most Existing Cut-Outs</li> <li>• 15 Oven Modes</li> <li>• Custom Cooking Modes: Pizza, Pie, Warm and Proof</li> </ul>	<ul style="list-style-type: none"> <li>• Genuine European Convection</li> <li>• Temperature Conversion for Convection Cooking</li> <li>• Touch Control With SteelTouch™ Buttons Makes Operating the Oven Easier</li> <li>• Temperature Probe Takes Guesswork Out of Cooking</li> <li>• Fast Preheat™ Reduces Preheat Time</li> <li>• 2, 3, and 4-Hour Self-Clean Cycles</li> </ul>	<ul style="list-style-type: none"> <li>• Two Oven Lights</li> <li>• Timer With Cook Time and Delay Start Function</li> <li>• Extra Large Door Window for Easy Monitoring of Cooking Process</li> <li>• Star-K Certified 100°–450°F</li> <li>• Large Capacity At 4.6 cu.ft. (3.9 cu.ft. for 27")</li> <li>• Recessed 8-Pass Broil Element for Increased Capacity and Safety</li> </ul>	

## 800 Series

### 27" Single Wall Oven

- Recessed 8-Pass Broil Element for Increased Capacity and Safety



HBN8451UC

**HBN8451UC**

**27" Stainless Steel**

**2,499 2,749**

### 30" Single Wall Ovens

- Home Connect™ Features. Remotely Monitor and Control the Wall Oven With Wi-Fi Connectivity



HBL8453UC



HBL8463UC



HBL8443UC

**HBL8453UC**

**30" Single Wall Oven, Stainless Steel**

**2,649 2,949**

**HBL8463UC**

**30" Single Wall Oven, Black**

**2,649 2,949**

**HBL8443UC**

**30" Single Wall Oven, Black Stainless Steel**

**2,849 3,149**

This price list supersedes all previous price lists. Prices listed herein do not include applicable state or local taxes.

Model Number	Description	MAP	MSRP
--------------	-------------	-----	------

## 800 Series

### 27" and 30" Double Wall Oven

- 15 Upper Oven Modes
- 6 Lower Oven Modes
- Genuine European Convection in Upper Oven
- Thermal Cooking With Bake, Broil, Roast and Warm in Lower Oven



HBL8651UC



HBL8661UC



HBL8642UC

<a href="#">HBN8651UC</a>	27" Stainless Steel	3,599	3,999
<a href="#">HBL8651UC</a>	30" Stainless Steel	3,599	3,999
<a href="#">HBL8661UC</a>	30" Black	3,499	3,849
<a href="#">HBL8642UC</a>	30" Black Stainless Steel	3,799	4,199

### 30" Speed Combination Oven

- Home Connect™ Features. Remotely Monitor and Control the Lower Wall Oven With Wi-Fi Connectivity
- Combination Oven Featuring a Speed Oven and Wall Oven With Touch Control
- Speed Oven Cooks Faster Than a Traditional Oven
- Speed Oven: For Additional Details Please Review SKU HMC80252UC (page 6-3)
- 15 Lower Oven Modes



HBL8753UC



HBL8743UC

<a href="#">HBL8753UC</a>	30" Combo, Stainless Steel,	4,599	5,099
<a href="#">HBL8743UC</a>	30" Combo, Black Stainless Steel,	4,999	5,499

*This price list supersedes all previous price lists. Prices listed herein do not include applicable state or local taxes.*

Model Number	Description	MAP	MSRP
--------------	-------------	-----	------

800 Series

30" Microwave Combination Oven

- Home Connect™ Features. Remotely Monitor and Control the Lower Wall Oven With Wi-Fi Connectivity
- Combination Oven Featuring a Microwave and Wall Oven With Touch Control
- 1.6 cu.ft. Capacity Microwave With Drop Down Door and LCD Display
- 15 Lower Oven Modes

[HBL87M53UC](#)

30" Stainless Steel

3,999 4,399





HBL87M53UC



## BUILT-IN WARMING DRAWERS


This price list supersedes all previous price lists. Prices listed herein do not include applicable state or local taxes.

Model Number	Description	MAP	MSRP
<b>500 Series</b>			
<b>27" and 30" Warming Drawers</b>			
<ul style="list-style-type: none"> <li>Keeps Meals Hot and Is Designed to Match the Perfectly Flush Fit of a Bosch Wall, Speed Or Steam Oven</li> <li>3 Settings to Keep Meals Hot and Ready to Serve</li> <li>Installs Vertically Under Bosch Speed, Steam Or Wall Oven</li> </ul>		<ul style="list-style-type: none"> <li>Matches Bosch Built-In Products</li> <li>Install Either Flush Or Proud</li> <li>450 W Heating Element Concealed Below Drawer</li> <li>Special Dough Proofing Mode</li> <li>Sturdy Ball Bearing Telescopic Rails for Smooth Opening</li> </ul>	
		<ul style="list-style-type: none"> <li>Star-K Certified</li> <li>1 Hour Automatic Shut Off Function With Adjustable Timer</li> <li>2.2 cu.ft. Large Cavity (1.9 cu.ft. for 27")</li> <li>Lower Side Walls Allow Easy Loading and Unloading of Drawer</li> </ul>	
		 HWD5051UC	
<b><u>HWD5751UC</u></b>	<b>27" Stainless Steel</b>	<b>1,149</b>	<b>1,299</b>
<b><u>HWD5051UC</u></b>	<b>30" Stainless Steel</b>	<b>1,199</b>	<b>1,349</b>
<b>30" Storage Drawer</b>			
<ul style="list-style-type: none"> <li>Designed to Match the Perfectly Flush Fit of a Bosch Wall, Speed Or Steam Oven</li> </ul>		<ul style="list-style-type: none"> <li>Fits 30" Racks, the Temperature Probe and Other Cooking Relevant Utensils</li> <li>A Silicone Mat Protects the Bottom of Drawer</li> <li>2.4 cu.ft. Large Cavity</li> </ul>	
		 HSD5051UC	
<b><u>HSD5051UC</u></b>	<b>30" Stainless Steel</b>	<b>649</b>	<b>749</b>



## ACCESSORIES

This price list supersedes all previous price lists. Prices listed herein do not include applicable state or local taxes.

Model Number	Description	MAP	MSRP		
<b>Accessories for Ovens</b>				30" Single Wall Ovens	30" Double Wall Ovens
	<b>Ball Bearing Telescopic Rack</b> Ball Bearing Full Extension Telescopic Racks • Adjustable to All Rack Support Levels • Convenient Handling • Easy to Operate • Available As Separate Accessory for Even More Convenience			•	•
	<a href="#"><u>HEZTR301</u></a> <b>30" Telescopic Rack</b>	<b>279</b>	<b>309</b>		

This price list supersedes all previous price lists. Prices listed herein do not include applicable state or local taxes.

Model Number	Description	MAP	MSRP
--------------	-------------	-----	------

### All Bosch Induction Cooktops Include the Following Features:

- Faster Than Gas Or Electric
- PotSense
- ChildLock
- Easier to Clean and More Efficient
- Each Element Has an Independent Countdown Timer
- See All Pan Accessories on Page 9-2
- SpeedBoost®

## 500 Series

### 24" Induction Cooktop

- An 11" Heating Element Offers 3,700 W of Power
- 30 A Breaker



NIT5469UC

LR: 11" @ 2,600 W/3,700 W (SpeedBoost®)	RR: 7" @ 1,800 W/3,100 W (SpeedBoost®)
	RF: 6" @ 1,400 W/2,200 W (SpeedBoost®)

**NIT5469UC**

**24" Induction Cooktop, Black, Frameless**

**1,499 1,649**

### 30" Induction Cooktop

- An 11" Heating Element Offers 3,700 W of Power
- 30 A Breaker



NIT5068UC

LR: 9" @ 2,200 W/3,700 W (SpeedBoost®)	RR: 11" @ 2,600 W/3,700 W (SpeedBoost®)
LF: 6" @ 1,400 W/2,200 W (SpeedBoost®)	RF: 6" @ 1,400 W/2,200 W (SpeedBoost®)

**NIT5068UC**

**30" Induction Cooktop, Black, Frameless**

**1,649 1,849**

### 36" Induction Cooktop

- Dual 12" Heating Element Offers 3,700 W of Power
- 40 A Breaker



NIT5668UC

LR: 7" @ 1,800 W/3,100 W (SpeedBoost®)	C: 12"/9" @ 3,700 W/5,400 W (SpeedBoost®)/ 2,200 W/3,300 W (SpeedBoost®)	RR: 6" @ 1,400 W/2,200 W (SpeedBoost®)
LF: 7" @ 1,800 W/3,100 W (SpeedBoost®)		RF: 9" @ 2,200 W/3,700 W (SpeedBoost®)

**NIT5668UC**

**36" Induction Cooktop, Black, Frameless**

**1,949 2,149**

This price list supersedes all previous price lists. Prices listed herein do not include applicable state or local taxes.

Model Number	Description	MAP	MSRP
--------------	-------------	-----	------

## 800 Series

## 30" Induction Cooktop

- Home Connect™ (Wi-Fi Enabled)
- AutoChef®
- An 11" Heating Element Offers 3,700 W of Power
- PreciseSelect®
- Hood Control
- 30 A Breaker
- SafeStart



NIT8069SUC

LR: 9" @ 2,200 W/3,700 W (SpeedBoost®)	RR: 11" @ 2,600 W/3,700 W (SpeedBoost®)
LF: 6" @ 1,400 W/2,200 W (SpeedBoost®)	LF: 6" @ 1,400 W/2,200 W (SpeedBoost®)

[NIT8069SUC](#)

**30" Induction Cooktop, Black With  
Stainless Steel Frame**

**2,049 2,299**

[NIT8069UC](#)

**30" Induction Cooktop, Black, Frameless**

**2,049 2,299**



NIT8069UC



## 36" Induction Cooktop

- Home Connect™ (Wi-Fi Enabled)
- AutoChef®
- Dual 12" Heating Element With Powerful 5,400 W
- PreciseSelect®
- Hood Control
- 40 A Breaker



NIT8669SUC

LR: 7" @ 1,800 W/3,100 W (SpeedBoost®)	C: 12"/9" @ 3,700 W/5,400 W (SpeedBoost®) 2,200 W/3,300 W (SpeedBoost®)	RR: 6" @ 1,400 W/2,200 W (SpeedBoost®)
LF: 7" @ 1,800 W/3,100 W (SpeedBoost®)		RF: 9" @ 2,200 W/3,700 W (SpeedBoost®)

[NIT8669SUC](#)

**36" Induction Cooktop, Black With  
Stainless Steel Frame**

**2,449 2,699**

[NIT8669UC](#)

**36" Induction Cooktop, Black, Frameless**

**2,449 2,699**



NIT8669UC



This price list supersedes all previous price lists. Prices listed herein do not include applicable state or local taxes.

Model Number	Description	MAP	MSRP
--------------	-------------	-----	------

## 500 Series

**24" Knob Control, Frameless Design**

- 4 Elements
- Knob Controls for Precision Cooking
- Heat Indicator for Each Element
- 8" Heating Element With Powerful 2,200 W
- Power/Amps: 240 V, 60 Hz/ 30 A



NEM5466UC

LR: 8" @ 2,200 W	RR: 6" @ 1,200 W
LF: 6" @ 1,850 W	RF: 7" @ 1,800 W

**NEM5466UC****24" Electric Cooktop****849 949****30" Knob Control, Frameless Design**

- Dual Element Offer the Capability to Use Multiple Pan Sizes
- Infinite Temperature Controls for Precision Cooking
- Heat Indicator
- 9" Heating Element With Powerful 2,500 W
- Power/Amps: 240 V, 60 Hz/ 30 A



NEM5066UC

LR: 7" @ 1,800 W	RR: 6" @ 1,200 W
LF: 7"/5" @ 1,700 W/700 W	RF: 9" @ 2,500 W

**NEM5066UC****30" Electric Cooktop****999 1,099****36" Knob Control, Frameless Design**

- 2 Dual Elements Offer the Capability to Use Multiple Pan Sizes
- Infinite Temperature Controls for Precision Cooking
- Heat Indicator
- 9" Heating Element With Powerful 2,500 W
- Power/Amps: 240 V, 60 Hz/ 40 A



NEM5666UC

LR: 7" @ 1,800 W	C: 7" @ 1,800 W	RR: 6" @ 1,200 W
LF: 7"/5" @ 1,700 W/700 W		RF: 9"/6" @ 2,500 W/1,100 W

**NEM5666UC****36" Electric Cooktop****1,049 1,199**

This price list supersedes all previous price lists. Prices listed herein do not include applicable state or local taxes.

Model Number	Description	MAP	MSRP
--------------	-------------	-----	------

## 800 Series

**30" Cooktop With Or Without Stainless Steel Frame**

- |  |  |   |
|--|--|---|
| <ul style="list-style-type: none"> <li>• PreciseSelect®</li> <li>• Front and Back Stainless Steel Frame</li> <li>• Bridge Element</li> <li>• Dual Element</li> </ul> | <ul style="list-style-type: none"> <li>• SpeedBoost®</li> <li>• Clean Lock</li> <li>• 2-Level Heat Indicator</li> <li>• ChildLock</li> <li>• Built-In Timers for Each</li> </ul> | <ul style="list-style-type: none"> <li>• Element: Doubles As General-Purpose Kitchen Timer</li> <li>• Power/Amps: 240, 60 Hz/ 40 A</li> </ul> |
|--|--|---|



NET8068SUC



NET8068UC

LR: 7" @ 1,800 W (400 W Bridge)	C: 9"/6" @ 3,600 W/1,400 W (SpeedBoost®)	
LF: 7" @ 1,800 W		RF: 6" @ 1,200 W

<b><u>NET8068SUC</u></b>	<b>30" Electric Cooktop, Black With Stainless Steel Frame</b>	<b>1,149</b>	<b>1,299</b>
--------------------------	---	--------------	--------------

<b><u>NET8068UC</u></b>	<b>30" Electric Cooktop, Black, Frameless</b>	<b>1,149</b>	<b>1,299</b>
-------------------------	---	--------------	--------------

**36" Cooktop With Or Without Stainless Steel Frame**

- |   |  |   |
|---|--|---|
| <ul style="list-style-type: none"> <li>• PreciseSelect®</li> <li>• Front and Back Stainless Steel Frame</li> <li>• Bridge Element</li> <li>• 2 Dual Elements</li> </ul> | <ul style="list-style-type: none"> <li>• SpeedBoost®</li> <li>• Clean Lock</li> <li>• 2-Level Heat Indicator</li> <li>• ChildLock</li> <li>• Built-In Timers for Each</li> </ul> | <ul style="list-style-type: none"> <li>• Element: Doubles As General-Purpose Kitchen Timer</li> <li>• Power/Amps: 240, 60 Hz/ 50 A</li> </ul> |
|---|--|---|



NET8668SUC



NET8668UC

LR: 7" @ 1,800 W (400 W Bridge)	C: 9"/6" @ 3,600 W/1,400 W (SpeedBoost®)	RR: 6" @ 1,200 W
LF: 7" @ 1,800 W		RF: 8"/5" @ 1,900 W/800 W

<b><u>NET8668SUC</u></b>	<b>36" Electric Cooktop, Black With Stainless Steel Frame</b>	<b>1,249</b>	<b>1,399</b>
--------------------------	---	--------------	--------------

<b><u>NET8668UC</u></b>	<b>36" Electric Cooktop, Black, Frameless</b>	<b>1,249</b>	<b>1,399</b>
-------------------------	---	--------------	--------------

This price list supersedes all previous price lists. Prices listed herein do not include applicable state or local taxes.

Model Number	Description	MAP	MSRP
--------------	-------------	-----	------

**All Bosch Gas Cooktops Include the Following Features:**

- Front Controls for Easy Operation
- Continuous Cast Iron Grates
- LP Kit Included

**500 Series**

**24" Gas Cooktop**

- 4 Burners
- 16K BTU Max
- Recessed Burner Areas
- Metal Knobs
- Automatic Re-Ignition

LR: 9,300 BTU

RR: 11,500 BTU

LF: 5,000 BTU

RF: 5,000 BTU



NGM5456UC

**NGM5456UC**

**24" Gas Cooktop, 4 Burners, Stainless Steel**

**849 949**

**30" Gas Cooktop**

- 4 Burners
- 16K BTU Max
- OptiSim® Burner
- Recessed Burner Areas
- Metal Knobs
- Automatic Re-Ignition

LR: 10,000 BTU

RR: 5,500 BTU

LF: 10,000 BTU

RF: 16,000 BTU



NGM5056UC

**NGM5056UC**

**30" Gas Cooktop, 4 Burners, Stainless Steel**

**849 949**

**36" Gas Cooktop**

- 5 Burners
- 16K BTU Max
- OptiSim® Burner
- Recessed Burner Areas
- Metal Knobs
- Automatic Re-Ignition

LR: 10,000 BTU

C: 16,000 BTU

RR: 5,500 BTU

LF: 10,000 BTU

RF: 10,000 BTU



NGM5656UC

**NGM5656UC**

**36" Gas Cooktop, 5 Burners, Stainless Steel**

**999 1,099**

This price list supersedes all previous price lists. Prices listed herein do not include applicable state or local taxes.

Model Number	Description	MAP	MSRP
--------------	-------------	-----	------

## 800 Series

## 30" Gas Cooktop

- 19K BTU Max
- OptiSim® Burner
- Recessed Burner Areas
- Black Stainless Metal Knobs (NGM8046UC)
- Automatic Re-Ignition
- Red LED Light Indicates Burners Are On



NGM8056UC

LR: 5,500 BTU	C: 19,000 BTU	RR: 10,000 BTU
LF: 10,000 BTU		RF: 5,500 BTU

**NGM8056UC**      **30" Gas Cooktop, 5 Burners, Stainless Steel**      **1,149   1,299**



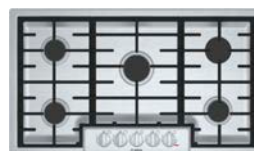
NGM8046UC

LR: 5,500 BTU	C: 19,000 BTU	RR: 9,300 BTU
LF: 9,300 BTU		RF: 5,500 BTU

**NGM8046UC**      **30" Gas Cooktop, 5 Burners, Black With Black Stainless Knobs**      **1,199   1,349**

## 36" Gas Cooktop

- 5 Burners
- 19K BTU Max
- OptiSim® Burner
- Recessed Burner Areas
- Black Stainless Metal Knobs (NGM8646UC)
- Automatic Re-Ignition
- Red LED Lights Indicate Burners Are On



NGM8656UC

LR: 10,000 BTU	C: 19,000 BTU	RR: 5,500 BTU
LF: 12,000 BTU		RF: 12,000 BTU

**NGM8656UC**      **36" Gas Cooktop, 5 Burners, Stainless Steel**      **1,249   1,399**



NGM8646UC

LR: 9,300 BTU	C: 19,000 BTU	RR: 5,500 BTU
LF: 9,300 BTU		RF: 9,300 BTU

**NGM8646UC**      **36" Gas Cooktop, 5 Burners, Black With Black Stainless Knobs**      **1,299   1,449**

This price list supersedes all previous price lists. Prices listed herein do not include applicable state or local taxes.

Model Number	Description	MAP	MSRP
--------------	-------------	-----	------

## 800 Series

**30" Gas Cooktop**

- 5 Burners
- FlameSelect® (9 Power Levels)
- Dual Flame Power Burner
- 17K BTU Max
- OptiSim® Burner
- Low Profile Stainless Steel Cooking Surface
- Stainless Steel Appearance Knobs
- Dishwasher Safe Grates
- Electronic Ignition
- Flame Failure Safety Device



NGM8057UC

LR: 6,000 BTU

LF: 3,400 BTU

C: 17,000 BTU

RR: 9,000 BTU

RF: 6,000 BTU

**NGM8057UC****30" Gas Cooktop, 5 Burners, Stainless Steel****1,399 1,549****36" Gas Cooktop**

- 5 Burners
- FlameSelect® (9 Power Levels)
- Dual Flame Power Burner
- 17K BTU Max
- OptiSim® Burner
- Low Profile Stainless Steel Cooking Surface
- Stainless Steel Appearance Knobs
- Dishwasher Safe Grates
- Electronic Ignition
- Flame Failure Safety Device



NGM8657UC

LR: 6,000 BTU

LF: 3,400 BTU

C: 17,000 BTU

RR: 9,000 BTU

RF: 6,000 BTU

**NGM8657UC****36" Gas Cooktop, 5 Burners, Stainless Steel****1,499 1,649**



*This price list supersedes all previous price lists. Prices listed herein do not include applicable state or local taxes.*

Model Number	Description	MAP	MSRP
--------------	-------------	-----	------

**All Bosch Gas Rangetops Include the Following Features:**

- 18K BTU Max
- OptiSim® Burner
- High Efficiency Burners
- Industrial-Style Design
- Porcelain Enameled Cooking Surface
- Large Metal Control Knobs
- Up-Front Centralized Controls
- Continuous Surface Cast Iron Grates
- Dishwasher Safe Grates
- Electronic Ignition
- Flame Supervision Device
- LP Kit Included

**800 Series**
**30" Gas Rangetop**

- 18K BTU Dual Flame Ring Burner
- Two 12K BTU Large Burners
- 5K BTU OptiSim® Simmer Burner

LR: 12,000 BTU	RR: 5,000 BTU
LF: 12,000 BTU	RF: 18,000 BTU



RGM8058UC

**RGM8058UC**

**30" Gas Rangetop, 4 Burners, Stainless Steel**

**2,499 2,749**

**36" Gas Rangetop**

- Two 18K BTU Dual Flame Ring Burners
- Three 12K BTU Large Burners
- 5K BTU OptiSim® Simmer Burner

LR: 12,000 BTU	CR: 12,000 BTU	RR: 5,000 BTU
LF: 18,000 BTU	CF: 12,000 BTU	RF: 18,000 BTU














RGM8658UC

**RGM8658UC**

**36" Gas Rangetop, 6 Burners, Stainless Steel**

**2,999 3,299**

This price list supersedes all previous price lists. Prices listed herein do not include applicable state or local taxes.

Model Number	Description	MAP	MSRP						
Accessories for Cooktops				Cooktops				Rangetops	
				Induction	Electric	Mainline Gas	Benchmark Gas	30"	36"
	<a href="#">HEZ390210</a> 8" Pan for 6" Element	89	99	•	•	•	•	•	•
	<a href="#">HEZ390220</a> 9" Pan for 7" Element	99	109	•	•	•	•	•	•
	<b>Stainless Steel Pan With Aluminum Core</b> Optimized for Cooking With AutoChef® Element • Superior Heat Distribution			•	•	•	•	•	•
	<a href="#">HEZ390230</a> 10" Pan for 8" and 9" Elements	119	139						
	<a href="#">HEZ27751</a> Cooktop Control Knob Kit, Black Stainless Steel Bosch 500, 800 and Benchmark® Series, Gas Cooktops Only	119	139			• <sup>1</sup>	• <sup>1</sup>		
	<a href="#">HEZ27754</a> Cooktop Metal Control Knob Kit, Stainless Steel Bosch 800 Series FlameSelect® Gas Cooktops Only	119	139			• <sup>2</sup>			
	<a href="#">HEZ27755</a> Cooktop Metal Control Knob Kit, Stainless Steel Bosch Benchmark® Series FlameSelect® Gas Cooktops Only	119	139			• <sup>2</sup>			
	<a href="#">HEZ298107</a> Wok Ring for FlameSelect® Gas Cooktops	69	79			• <sup>2</sup>	• <sup>2</sup>		
	<a href="#">HEZ298102</a> Wok Ring—Attaches to Grates	69	79			• <sup>3</sup>	• <sup>1</sup>		
	<b>Teppanyaki</b> Works on Electric and Induction Cooking Surfaces • Optimized for Cooking on Induction Cooktops			•	•				
	<a href="#">HEZ390512</a> Teppanyaki	369	409						
	<b>Non-Stick Induction Grill</b> Non-Stick Cast Aluminum with a Thick Ferromagnetic Base • Ideal For Grilling Meats, Seafood and Vegetables			• <sup>4</sup>					
	<a href="#">HEZ9GR37UC</a> 17" x 9" Grill Pan	249	279						
	<a href="#">HEZ9GW23UC</a> Industrial-Style Wok Ring For 30" Gas Rangetop	69	79					•	

1 For Non-FlameSelect® Models Only




2 For FlameSelect® Models Only

3 36" Cooktops and Non-FlameSelect® Gas Cooktop Models Only

4 FlexInduction® Models Only


## ACCESSORIES


This price list supersedes all previous price lists. Prices listed herein do not include applicable state or local taxes.


Model Number	Description	MAP	MSRP						
Accessories for Cooktops				Cooktops				Rangetops	
				Induction	Electric	Mainline Gas	Benchmark Gas	30"	36"
	<b>HEZ9GR41UC</b> <b>Industrial-Style Griddle For 30" and 36" Gas Rangetops</b>	<b>179</b>	<b>199</b>					•	•
	<b><a href="#">HEZ7YZ30UC</a></b> <b>9" Stainless Steel Low Backguard For 30" Gas Rangetop</b>	<b>199</b>	<b>219</b>					•	
	<b><a href="#">HEZ7YZ36UC</a></b> <b>9" Stainless Steel Low Backguard For 36" Gas Rangetop</b>	<b>209</b>	<b>229</b>						•

## UNDER-CABINET HOODS/ACCESSORIES

This price list supersedes all previous price lists. Prices listed herein do not include applicable state or local taxes.

Model Number	Description	MAP	MSRP
<b>300 Series</b>			
<b>30" &amp; 36" Under-Cabinet Hood</b>			
<ul style="list-style-type: none"> <li>5" Height</li> <li>Slim-Line Styling</li> <li>3-Speed Control</li> <li>280 CFM</li> <li>2 Incandescent Lights</li> </ul>	<ul style="list-style-type: none"> <li>Dishwasher-Safe Aluminum Mesh Filters</li> <li>Ducted Or Convertible to Non-Ducted Operation</li> <li>7" Round and 3 1/4" x 10"</li> </ul>	<ul style="list-style-type: none"> <li>Duct Transitions Included</li> <li>Horizontal Or Vertical Ducting</li> </ul>	 DUH30152UC
<a href="#"><u>DUH30152UC</u></a>	<b>30" Stainless Steel, 280 CFM Blower</b>	<b>419</b>	<b>469</b>
<a href="#"><u>DUH36152UC</u></a>	<b>36" Stainless Steel, 280 CFM Blower</b>	<b>479</b>	<b>529</b>

<b>500 Series</b>			
<b>30" &amp; 36" Under-Cabinet Hood</b>			
<ul style="list-style-type: none"> <li>5" Height</li> <li>Slim-Line Styling</li> <li>4-Speed Control</li> <li>400 CFM</li> <li>2 Halogen Lights (Not Included)</li> </ul>	<ul style="list-style-type: none"> <li>Dishwasher-Safe Aluminum Mesh Filters</li> <li>Ducted Or Convertible to Non-Ducted Operation</li> </ul>	<ul style="list-style-type: none"> <li>7" Round and 3 1/4" x 10" Duct Transitions Included</li> <li>Horizontal or Vertical Ducting</li> </ul>	 DUH30252UC
<a href="#"><u>DUH30252UC</u></a>	<b>30" Stainless Steel, 400 CFM Blower</b>	<b>519</b>	<b>599</b>
<a href="#"><u>DUH36252UC</u></a>	<b>36" Stainless Steel, 400 CFM Blower</b>	<b>579</b>	<b>649</b>


<b>800 Series</b>			
<b>30" and 36" Professional-Style Under-Cabinet Hood</b>			
<ul style="list-style-type: none"> <li>11" Height</li> <li>Professional Styling</li> <li>2-Speed Control</li> <li>600 CFM</li> </ul>	<ul style="list-style-type: none"> <li>2 Incandescent Lights</li> <li>Deep Capture Area</li> <li>Dishwasher-Safe Aluminum Mesh Filters</li> </ul>	<ul style="list-style-type: none"> <li>Adaptable for Recirculation Option (Add 4" to Height of Hood)</li> <li>Horizontal Or Vertical Ducting</li> </ul>	 DPH30652UC
<a href="#"><u>DPH30652UC</u></a>	<b>30" Stainless Steel, 600 CFM Blower</b>	<b>999</b>	<b>1,099</b>
<a href="#"><u>DPH36652UC</u></a>	<b>36" Stainless Steel, 600 CFM Blower</b>	<b>1,049</b>	<b>1,199</b>

### Accessories for Under-Cabinet Hoods




				DUH		DPH	
				30"	36"	30"	36"
	<a href="#"><u>DHZ3002UC</u></a>	Recirculation Kit/Charcoal Filter Kit,	<b>119 139</b>	•			
	<a href="#"><u>DHZ3602UC</u></a>	Recirculation Kit/Charcoal Filter Kit,	<b>119 139</b>		•		
	<a href="#"><u>DRZ3052UC</u></a>	4" High, External Recirculation Kit, (Includes Charcoal Filters)	<b>319 359</b>			•	
	<a href="#"><u>DRZ3652UC</u></a>	4" High, External Recirculation Kit, (Includes Charcoal Filters)	<b>319 359</b>				•
	<a href="#"><u>DHZ3052UC</u></a>	Replacement Charcoal Filters, 30" and 36" DPH Series	<b>119 139</b>			•	•

## ISLAND HOODS/ACCESSORIES

This price list supersedes all previous price lists. Prices listed herein do not include applicable state or local taxes.

Model Number	Description	MAP	MSRP	
				<b>800 Series</b>
<b>Slim Profile Box Canopy Island Hood</b> <ul style="list-style-type: none"> <li>• 600 CFM</li> <li>• Four-Speed Electronic Control With White and Red LCD Display</li> <li>• Kitchen Timer</li> <li>• Clean Filter Reminder</li> <li>• Auto On/Heat Sensor</li> <li>• Four 20 W Halogen Lights</li> <li>• Three Anodized Aluminum Mesh Filters With Stainless Steel Bosch Design Covers and Metal Latch</li> <li>• Vertical Ducting With 8" Round Duct</li> <li>• Backdraft Damper and Transition Included</li> <li>• Recirculation Kit Available As an Accessory</li> <li>• Extension Kit for Ceilings 9' to 11' 6" Available As an Accessory</li> </ul>				 HIB82651UC
<a href="#"><u>HIB82651UC</u></a>	<b>42" Island Hood, 600 CFM</b>	<b>2,099</b>	<b>2,349</b>	

### Accessories for Island Hoods

				HIB
				42"
	<b>Island Hood Extension Kit</b> <ul style="list-style-type: none"> <li>• Fits Ceilings From 9' to 11' 6" in Height</li> <li>• Stainless Steel Flue Extensions and Inner Structure Parts Included.</li> </ul>			•
	<a href="#"><u>HCIEXT5UC</u></a>	<b>Island Hood Extension Kit</b>	<b>539</b>	<b>599</b>
	<a href="#"><u>HCREC5UC</u></a>	<b>Box/Pyramid/Glass Canopy Chimney Hood Recirculation Kit</b>	<b>119</b>	<b>139</b>
	<a href="#"><u>HIREC5UC</u></a>	<b>Island Hood Recirculation Kit</b>	<b>109</b>	<b>119</b>

## CHIMNEY WALL HOODS

This price list supersedes all previous price lists. Prices listed herein do not include applicable state or local taxes.

Model Number	Description	MAP	MSRP
<b>All Bosch Chimney Wall Hoods Include the Following Features:</b>			
• Kitchen Timer	• Vertical Ducting With 8" Round Duct	• Recirculation Kit Available As an Accessory	
• Clean Filter Reminder	• Backdraft Damper and Transition Included	• Extension Kit for Ceilings 9'-11' 6" Available As an Accessory	
• Auto On/Heat Sensor			
• Anodized Aluminum Mesh Filters			

### 300 Series

#### ENERGY STAR® Certified Pyramid Canopy Chimney Hood

- 300 CFM
- Three-Speed Electronic Control With White and Red LCD Display
- Two Bright LED Lights

<a href="#"><u>HCP34E52UC</u></a>	<b>24" Pyramid Canopy Chimney Hood, 300 CFM</b>	<b>949</b>	<b>1,049</b>
<a href="#"><u>HCP30E52UC</u></a>	<b>30" Pyramid Canopy Chimney Hood, 300 CFM</b>	<b>1,049</b>	<b>1,199</b>
<a href="#"><u>HCP36E52UC</u></a>	<b>36" Pyramid Canopy Chimney Hood, 300 CFM</b>	<b>1,149</b>	<b>1,299</b>



HCP34E52UC

### 500 Series

#### Box Canopy Chimney Hood

- 600 CFM
- Four Speed Electronic Control With White and Red LCD Display
- Two 40 W Halogen Lights

<a href="#"><u>HCB50651UC</u></a>	<b>30" Box Canopy Chimney Hood, 600 CFM</b>	<b>1,399</b>	<b>1,549</b>
<a href="#"><u>HCB56651UC</u></a>	<b>36" Box Canopy Chimney Hood, 600 CFM</b>	<b>1,499</b>	<b>1,649</b>



HCB50651UC

#### Pyramid Canopy Chimney Hood

- Home Connect™ (Wi-Fi Enabled)
- 600 CFM
- Cooktop Hood Control
- Four Speed Electronic Control With White and Red LCD Display
- Two Bright LED Lights

<a href="#"><u>HCP50652UC</u></a>	<b>30" Pyramid Canopy Chimney Hood, 600 CFM</b>	<b>1,399</b>	<b>1,549</b>
<a href="#"><u>HCP56652UC</u></a>	<b>36" Pyramid Canopy Chimney Hood, 600 CFM,</b>	<b>1,499</b>	<b>1,649</b>



HCP50652UC



### 800 Series

#### Pyramid Canopy Chimney Hood

- Black Stainless Steel Guards Against Surface Scratches And Fingerprints
- 600 CFM
- Speed Electronic Control With White and Red LCD Display
- Two 40 W Halogen Lights







<a href="#"><u>HCP80641UC</u></a>	<b>30" Pyramid Chimney, 600 CFM, Black Stainless</b>	<b>1,199</b>	<b>1,349</b>
<a href="#"><u>HCP86641UC</u></a>	<b>36" Pyramid Chimney, 600 CFM, Black Stainless</b>	<b>1,349</b>	<b>1,499</b>



HCP80641UC

## CHIMNEY WALL HOOD ACCESSORIES

This price list supersedes all previous price lists. Prices listed herein do not include applicable state or local taxes.

Model Number	Description	MAP	MSRP			
Accessories for Chimney Wall Hoods				HCB/Box	HCP/Pyramid	HCG/Glass Canopy
	<b>Chimney Wall Hood Extension Kit.</b> • Fits Ceilings From 9' to 11' • Stainless Steel Flue Extensions and Inner Structure Parts Included  <b><u>HCBEXT5UC</u></b> <b>Box Canopy Chimney Hood Extension Kit, Stainless Steel</b>	<b>319</b>	<b>359</b>	•		
	<b><u>HCGEXT5UC</u></b> <b>Glass Canopy Chimney Hood Extension Kit</b>	<b>319</b>	<b>359</b>			•
	<b><u>HCPEXT5UC</u></b> <b>Pyramid Canopy Chimney Hood Extension Kit, Stainless Steel</b>	<b>319</b>	<b>359</b>			•
	<b><u>HCPEXT4UC</u></b> <b>Pyramid Canopy Chimney Hood Extension Kit, Black Stainless Steel</b>	<b>539</b>	<b>599</b>	•	•	•
	<b><u>HCIFILTUC</u></b> <b>Box/Pyramid/Glass Canopy Chimney Hood Filter Kit</b>	<b>119</b>	<b>139</b>	•	•	•
	<b><u>HCREC5UC</u></b> <b>Box/Pyramid/Glass Canopy Chimney Hood Recirculation Kit</b>	<b>119</b>	<b>139</b>	•	•	•

## PULL-OUT HOOD/ACCESSORIES

This price list supersedes all previous price lists. Prices listed herein do not include applicable state or local taxes.

Model Number	Description	MAP	MSRP
--------------	-------------	-----	------

### 500 Series

#### Integrated Stainless Pull-Out Range Hood

- 400 CFM Intensive Speed
- Electronic Control With White LCD Display
- Kitchen Timer
- Clean Filter Reminder
- Three Fan Speeds With
- Two Bright LED Lights
- Two Anodized Aluminum Mesh Filters
- Vertical Ducting With 6" Round Duct
- Backdraft Damper and Transition Included
- Recirculation/Charcoal Kit Available As an Accessory
- 110 V UL Rated With 120 V 3-Prong Plug



HUI54452UC

[HUI54452UC](#)

**24" Pull-Out Hood, 400 CFM**

**769 849**

#### Integrated Stainless Pull-Out Range Hood

- 300 CFM – (30" Width) 500 CFM – (36" Width)
- Three Speed Slider Switch Control
- Two 20 W Halogen Lights
- Four Aluminum Mesh Filters
- Removable Stainless Steel Front Visor Panel That Can Be Replaced With a Custom Strip (Not Provided)
- 6" Round Duct
- Vertical and Horizontal Discharge
- 120 V Junction Box Direct Wire
- CFM Reducer Kit Available As Accessory
- Non-Duct Recirculation Kit Available As Accessory (Vent Grate Cover Included With Hood)



HUI56551UC

[HUI50351UC](#)

**30" Pull-Out Hood, 300 CFM, Stainless Steel**




**799 899**

[HUI56551UC](#)

**36" Pull-Out Hood, 500 CFM, Stainless Steel**

**849 949**

#### Accessories for Pull-Out Hoods

			HUI54452UC	HUI50351UC	HUI56551UC
	<b>Recirculation Kit/Charcoal Filter Accessory Kit</b> For HUI50351UC and HUI56551UC Models • Absorbs Odors With High Quality Heavy Duty Charcoal Filters • For Recirculation, Non-Vented Installations <a href="#">HUIF06UC</a>	<b>Non-Duct Recirculation Accessory Kit/Charcoal Filter Accessory Kit</b>		•	•
	<b>CFM Reducer Accessory Kit</b> For HUI56551UC Model • Reduces CFM to Under 300 • Converts a 6" Round Duct to a 5" Round Duct • Check Your Local Code and Regulations for Make-Up Air Requirements <a href="#">HUIRED56UC</a>	<b>CFM Reducer Accessory Kit, Reduces CFM to Under 300 CFM</b>			•
	<b>Recirculation/Charcoal Kit</b> for HUI54452UC – 24" Pull-Out Hood <a href="#">HVREC5UC</a>	<b>Pull-Out Hood Recirculation/Charcoal Filter Accessory Kit</b>		•	



*This price list supersedes all previous price lists. Prices listed herein do not include applicable state or local taxes.*

Model Number	Description	MAP	MSRP
--------------	-------------	-----	------

**300 Series**

**Custom Insert Range Hood**

- 400 CFM
- Slide Control
- Two 20 W Halogen Lights
- Two Anodized Aluminum Mesh Filters
- Vertical Ducting With 6" Round Duct
- 110 V UL Rated With 120 V 3-Prong Plug



HUI31451UC

<b><u>HUI31451UC</u></b>	<b>21" Custom Insert Hood, 400 CFM</b>	<b>699</b>	<b>799</b>
--------------------------	--	------------	------------

**500 Series**

**Custom Insert Range Hood**

- Complete Integration Into Kitchen Design
- Provides Custom Hood Solutions Between 29"-30"
- Blower Included
- Vertical Ducting
- Easy to Use Controls
- Halogen Lighting
- Easy to Remove Dishwasher-Safe Filters
- 4 Speeds



DHL755BUC

<b><u>DHL755BUC</u></b>	<b>29" Custom Insert Hood, 400 CFM</b>	<b>749</b>	<b>849</b>
-------------------------	--	------------	------------

This price list supersedes all previous price lists. Prices listed herein do not include applicable state or local taxes.

Model Number	Description	MAP	MSRP
--------------	-------------	-----	------

## 800 Series

### Downdraft Ventilation

- Design Matched For Use In Combination With Bosch Cooktops
  - 12" Telescopic Chimney Rise
  - Preserves Clean Sight Lines When Not In Use
  - Stainless Steel
  - Six Possible Discharge Connections To Fit Your Kitchen Design Allowing Flexibility To Exhaust At Sides, Front, Rear Or Downward (Additional Accessories May Be Required Depending On Installation, See Manual)
  - Sleek Front Panel Conceals Mesh Filters, Giving A Timeless Aesthetic And Acts As A Splatter Guard While Cooking
  - Dishwasher-Safe Aluminum Mesh Filters
  - 3-Speed Control
- May Be Required To Complete The Installation Depending On Exhaust Direction & Blower Chosen:**
- Downdraft Transitions (HDDSTRAN6, HDDSTRAN8, HDDFTRAN6, HDDFTRAN8, HDD2RECTD, HDDSTRAN2 see page 10-8)
  - Recirculation Possible, Accessory Sold Separately (HDDREC5UC see page 10-9)
  - Gas Cooktop Seal Kit Sold Separately (Required For Installation With Gas Cooktops see page 10-9).
- Required To Complete The Installation:** Blower Options, Sold Separately
- 600 CFM Remote (DHG6023RUC), Inline (DHG6015NUC) Or Flexible Blower (DHG602DUC) Options Available



HDD86051UC

<a href="#"><b>HDD80051UC</b></a>	<b>30" Downdraft, Optional Blower</b>	<b>1,499</b>	<b>1,649</b>
<a href="#"><b>HDD86051UC</b></a>	<b>36" Downdraft, Optional Blower</b>	<b>1,549</b>	<b>1,749</b>

NOTE: Transition required and sold separately for all remote and inline blower installations.

### Accessories for Downdraft-Blowers







				HDD86051UC	HDD80051UC
	<a href="#"><b>DHG6015NUC</b></a>	<b>600 CFM Inline Blower (Transition Required: See Page 10-8) 6" Round Exhaust</b>	<b>589 649</b>	•	•
	<a href="#"><b>DHG602DUC</b></a>	<b>600 CFM Flexible Blower For HDD86051UC and HDD80051UC Bosch Downdrafts Only 8" Round Exhaust</b>	<b>629 699</b>	•	•
	<a href="#"><b>DHG6023RUC</b></a>	<b>600 CFM Remote Blower 6" Round Exhaust</b>	<b>629 699</b>	•	•
	<a href="#"><b>EXTNCB25W</b></a>	<b>25-ft Remote &amp; Inline Blower Extension Cable Compatible with DHG6015NUC &amp; DHG6023RUC</b>	<b>See Thermador Price List</b>	•	•
	<a href="#"><b>EXTNSET4</b></a>	<b>3-pc extension set for Inline and remote blowers; For older generation blowers when paired with new generation blowers Compatible with DHG6015NUC &amp; DHG6023RUC</b>	<b>See Thermador Price List</b>	•	•

## DOWNDRAFT ACCESSORIES

This price list supersedes all previous price lists. Prices listed herein do not include applicable state or local taxes.







Model Number	Description	MAP	MSRP		
--------------	-------------	-----	------	--	--

### Accessories for Downdraft—Transitions

The Below Transitions May Be Required To Complete the Installation of HDD80051UC and HDD86051UC Depending On the Discharge Connection Chosen in Combination With the Downdraft Blower Selected (See Installation Manual) • For Use With Inline and Remote Blowers					HDD86051UC	HDD80051UC
	<a href="#"><u>HDD2RECTD</u></a>	<b>2' Rectangular Duct</b> Rectangular Duct That Is 2' Long × 1 7⁄8" Deep × 19" Wide Ability to Use As an Extension to Exhaust Through A Cabinet Or Wall. To Modify Length, Duct May Be Cut. HDDSTRAN6 Or HDDSTRAN8 May Be Used to Connect HDD2RECTD To Round Ductwork HDDSTRAN2 Required to Attach Duct to Downdraft Housing	<b>89</b>	<b>99</b>	•	•
 Round Front Plate	<a href="#"><u>HDDFTRAN6</u></a>	<b>6" Round Front Plate</b> <b>Front Rough-In Plate for Front Exhaust Applications</b>	<b>79</b>	<b>89</b>	•	•
 Round Front Plate for Downdraft	<a href="#"><u>HDDFTRAN8</u></a>	<b>8" Round Front Plate for Downdraft</b> <b>Front Rough-In Plate for Front Exhaust Applications</b>	<b>79</b>	<b>89</b>	•	•
	<a href="#"><u>HDDSTRAN2</u></a>	<b>Transition for Rectangular Duct</b> <b>Required to Attach HDD2RECTD 2' Rectangular</b> <b>Duct to Downdraft Housing</b>	<b>69</b>	<b>79</b>	•	•
 Side/Rear Transition	<a href="#"><u>HDDSTRAN6</u></a>	<b>6" Side/Rear Transition</b> <b>Rectangular 1 7⁄8" X 19" Transition to 6" Round</b> <b>For Side and Rear Exhaust Applications</b>	<b>139</b>	<b>159</b>	•	•
 Side/Rear Transition	<a href="#"><u>HDDSTRAN8</u></a>	<b>8" Side/Rear Transition</b> <b>Rectangular 1 7⁄8" X 19" Transition to 8" Round</b> <b>For Side and Rear Exhaust Applications</b>	<b>139</b>	<b>159</b>	•	•

## DOWNDRAFT ACCESSORIES

This price list supersedes all previous price lists. Prices listed herein do not include applicable state or local taxes.

Model Number	Description	MAP	MSRP		
<b>Accessories for Downdraft</b>				HDD86051UC	HDD80051UC
	<b>Downdraft Recirculation Kit</b> <ul style="list-style-type: none"> <li>Enables Non-Ducted Downdraft Installation By Allowing Filtered Air To Re-Enter The Kitchen After Passing Through A Charcoal Filter</li> <li>Includes Recirculation Module, Charcoal Filter And Metal Grill Vent Plate</li> <li>Recirculation Module Works In Wall Or Island Applications</li> <li>Mounts To Cabinet Base, Recesses Into Toe Kick/Socket Area</li> <li>Fits In Toe-Kick/Socket Heights Of 4" Or Taller</li> <li>Module And Grill Vent Plate Can Be Placed So Air Does Not Hit Feet</li> <li>Downdraft And Internal Blower Sold Separately</li> <li>To Be Used Only With Bosch Downdrafts And Blowers</li> <li>May Bypass The Need To Supply Make Up Air, Subject To Local Code</li> </ul>				
	<a href="#"><u>HDDREC5UC</u></a> <b>Recirculation Kit for Downdraft Replace Filters Every 3-6 Months, Depending On Usage, With HDDFILTUC</b>	479	529	•	•
	<a href="#"><u>HDDFILTUC</u></a> <b>Charcoal Filter Replacement For Recirculation Kit For Downdraft</b>	89	99	•	•
	<b>Gas Cooktop Seal Kit</b> <ul style="list-style-type: none"> <li>For Use With 36" HDD86051UC And 30" HDD80051UC Downdrafts</li> <li>Required For Installation With Gas Cooktops</li> <li>Includes Trim Bracket, Seal, And 2 Metal Grills</li> </ul>				
	<a href="#"><u>HDD0RSP</u></a> <b>30" Gas Cooktop Seal Kit for Downdraft</b>	89	99	•	•
	<a href="#"><u>HDD6RSP</u></a> <b>36" Gas Cooktop Seal Kit for Downdraft</b>	89	99	•	•
	<b>HDDTRIM30S    Trim accessory for 30" downdraft</b>	49	59		•
	<b>HDDTRIM36S    Trim accessory for 36" downdraft</b>	49	59	•	

<b>B</b>		
B09IB91NSP.....	1-5	
B10CB81NVB.....	1-6	
B10CB81NVW.....	1-6	
B11CB50SSS.....	1-5	
B11CB81SSS.....	1-6	
B20CS30SNS.....	1-1	
B26FT50SNS.....	1-2	
B36CD50SNB.....	1-2	
B36CD50SNS.....	1-2	
B36CL80ENS.....	1-3	
B36CL80SNS.....	1-3	
B36CL81ENG.....	1-3	
B36CT80SNB.....	1-4	
B36CT80SNS.....	1-4	
B36CT81SNS.....	1-4	
B36FD50SNB.....	1-1	
B36FD50SNS.....	1-1	
B36HNDL800.....	1-7	
BCM8450UC.....	4-1	
BFL18IF800.....	1-7	
BFL30IR800.....	1-7	
BORPLFTR30.....	1-7	
BORPLFTR50.....	1-7	
BORPLFTR55.....	1-7	
<b>D</b>		
DHG602DUC.....	10-7	
DHG6015NUC.....	10-7	
DHG6023RUC.....	10-7	
DHL755BUC.....	10-6	
DHZ3002UC.....	10-1	
DHZ3052UC.....	10-1	
DHZ3602UC.....	10-1	
DPH30652UC.....	10-1	
DPH36652UC.....	10-1	
DRZ3052UC.....	10-1	
DRZ3652UC.....	10-1	
DUH30152UC.....	10-1	
DUH30252UC.....	10-1	
DUH36152UC.....	10-1	
DUH36252UC.....	10-1	
<b>E</b>		
EXTNCB25W.....	10-7	
EXTNSET4.....	10-7	
<b>F</b>		
FPETHKT50.....	1-7	
FPETHRF50.....	1-7	
<b>H</b>		
HBE5452UC.....	7-1	
HBE5453UC.....	7-1	
HBL57M52UC.....	7-3	
HBL87M53UC.....	7-6	
HBL5351UC.....	7-2	
HBL5451UC.....	7-2	
HBL5551UC.....	7-2	
HBL5651UC.....	7-3	
HBL8443UC.....	7-4	
HBL8453UC.....	7-4	
HBL8463UC.....	7-4	
HBL8642UC.....	7-5	
HBL8651UC.....	7-5	
HBL8661UC.....	7-5	
HBL8743UC.....	7-5	
HBL8753UC.....	7-5	
HBN5451UC.....	7-2	
HBN5651UC.....	7-3	
HBN8451UC.....	7-4	
HBN8651UC.....	7-5	
HCB50651UC.....	10-3	
HCB56651UC.....	10-3	
HCBEXT5UC.....	10-4	
HCGEXT5UC.....	10-4	
HCIEXT5UC.....	10-2	
HCIFILTUC.....	10-4	
HCP30E52UC.....	10-3	
HCP34E52UC.....	10-3	
HCP36E52UC.....	10-3	
HCP50652UC.....	10-3	
HCP56652UC.....	10-3	
HCP80641UC.....	10-3	
HCP86641UC.....	10-3	
HCPEXT4UC.....	10-4	
HCPEXT5UC.....	10-4	
HCREC5UC.....	10-2, 10-4	
HDD0RSP.....	10-9	
HDD2RECTD.....	10-8	
HDD6RSP.....	10-9	
HDD80051UC.....	10-7	
HDD86051UC.....	10-7	
HDDFILTUC.....	10-9	
HDDFTRAN6.....	10-8	
HDDFTRAN8.....	10-8	
HDDREC5UC.....	10-9	
HDDSTRAN2.....	10-8	
HDDSTRAN6.....	10-8	
HDDSTRAN8.....	10-8	
HDDTRIM30S.....	10-9	
HDDTRIM36S.....	10-9	
HDI8056U.....	5-4	
HDS8045U.....	5-2	
HDS8055U.....	5-2	
HDS8645U.....	5-2	
HDS8655U.....	5-2	
HDZBS301.....	5-6	
HDZIT301.....	5-6	
HEATKITB82.....	1-7	
HEI8046U.....	5-3	
HEI8056U.....	5-3	
HEZ7YZ30UC.....	9-3	
HEZ7YZ36UC.....	9-3	
HEZ8YZ04UC.....	5-5	
HEZ8YZ30UC.....	5-5	
HEZ8YZ36UC.....	5-5	
HEZ8ZZ30UC.....	5-5	
HEZ8ZZ36UC.....	5-5	
HEZ9GR37UC.....	5-6, 9-2	
HEZ9GR41UC.....	5-5, 9-3	
HEZ9GW23UC.....	5-5, 9-2	
HEZ9YZ04UC.....	5-5	
HEZ9YZ30UC.....	5-5	
HEZ9YZ36UC.....	5-5	
HEZ9ZZ30UC.....	5-5	
HEZ9ZZ36UC.....	5-5	
HEZ27751.....	9-2	
HEZ27754.....	9-2	
HEZ27755.....	9-2	
HEZ298102.....	5-6, 9-2	
HEZ298107.....	9-2	
HEZ390210.....	5-6, 9-2	
HEZ390220.....	5-6, 9-2	
HEZ390230.....	5-6, 9-2	
HEZ390512.....	5-6, 9-2	
HEZBS301.....	5-6	
HEZCMT3050.....	4-1	
HEZGR301.....	5-6	
HEZTR301.....	5-6, 7-8	
HGI8046UC.....	5-3	
HGI8056UC.....	5-3	
HGS8045UC.....	5-1	
HGS8055UC.....	5-1	
HGS8645UC.....	5-1	
HGS8655UC.....	5-1	
HGZBS301.....	5-6	
HGZIT301.....	5-6	
HIB82651UC.....	10-2	
III8046U.....	5-4	
III8056U.....	5-4	
HIREC5UC.....	10-2	
HMB50152UC.....	6-2	
HMB50162UC.....	6-2	
HMB57152UC.....	6-2	
HMC54151UC.....	6-2	
HMC80152UC.....	6-3	
HMC80242UC.....	6-3	
HMC80252UC.....	6-3	
HMC87152UC.....	6-3	
HMD8053UC.....	6-3	
HMD8451UC.....	6-3	
HMV3053U.....	6-1	

HMV5053U .....	6-1	SHE3AR75UC .....	2-1	WTW87NH1UC .....	3-3
HMV8044U .....	6-1	SHE3AR76UC .....	2-1	WTZ11400UC .....	3-5
HMV8053U .....	6-1	SHEM3AY52N .....	2-1	WTZ20410UC .....	3-5
HSD5051UC .....	7-7	SHEM3AY55N .....	2-1	WTZPA20UC .....	3-5
HUI31451UC .....	10-6	SHEM3AY56N .....	2-1	WTZPW20D .....	3-5
HUI50351UC .....	10-5	SHEM63W52N .....	2-2		
HUI54452UC .....	10-5	SHEM63W55N .....	2-2		
HUI56551UC .....	10-5	SHEM63W56N .....	2-2		
HUIF06UC .....	10-5	SHEM78Z55N .....	2-4		
HUIRED56UC .....	10-5	SHEM78ZH5N .....	2-5		
HVREC5UC .....	10-5	SHPM65Z52N .....	2-3		
HWD5051UC .....	7-7	SHPM65Z55N .....	2-3		
HWD5751UC .....	7-7	SHPM65Z56N .....	2-3		
<b>N</b>		SHPM78Z54N .....	2-4		
NEM5066UC .....	8-3	SHPM78Z55N .....	2-4		
NEM5466UC .....	8-3	SHPM88Z75N .....	2-5		
NEM5666UC .....	8-3	SHSM63W52N .....	2-2		
NET8068SUC .....	8-4	SHSM63W55N .....	2-2		
NET8068UC .....	8-4	SHVM63W53N .....	2-2		
NET8668SUC .....	8-4	SHVM78Z53N .....	2-4		
NET8668UC .....	8-4	SHX3AR72UC .....	2-1		
NGM5056UC .....	8-5	SHX3AR75UC .....	2-1		
NGM5456UC .....	8-5	SHXM4AY55N .....	2-1		
NGM5656UC .....	8-5	SHXM4AY56N .....	2-1		
NGM8046UC .....	8-6	SHXM63W55N .....	2-2		
NGM8056UC .....	8-6	SHXM65Z55N .....	2-3		
NGM8057UC .....	8-7	SHXM78Z55N .....	2-4		
NGM8646UC .....	8-6	SHXM88Z75N .....	2-5		
NGM8656UC .....	8-6	SMZ3IN1UC .....	2-9		
NGM8657UC .....	8-7	SMZ1007UC .....	2-8		
NIT5068UC .....	8-1	SMZ4000UC .....	2-8		
NIT5469UC .....	8-1	SMZ4026 .....	2-8		
NIT5668UC .....	8-1	SMZ5000 .....	2-8		
NIT8069SUC .....	8-2	SMZ5002UC .....	2-8		
NIT8069UC .....	8-2	SMZ5003 .....	2-8		
NIT8669SUC .....	8-2	SMZ5400 .....	2-8		
NIT8669UC .....	8-2	SMZCD200UC .....	2-8		
<b>R</b>		SMZEPCC1UC .....	2-9		
RGM8058UC .....	9-1	SMZPCJB1UC .....	2-9		
RGM8658UC .....	9-1	SMZSH002UC .....	2-9		
<b>S</b>		SPE53B52UC .....	2-6		
SGE53B52UC .....	2-6	SPE53B55UC .....	2-6		
SGE53B55UC .....	2-6	SPE53B56UC .....	2-6		
SGE53B56UC .....	2-6	SPE68B55UC .....	2-7		
SGE78B55UC .....	2-7	SPV68B53UC .....	2-7		
SGV78B53UC .....	2-7	SPX68B55UC .....	2-7		
SGX78B55UC .....	2-7	<b>W</b>			
SGZ1010UC .....	2-8	WAT28400UC .....	3-1		
SGZ1052UC .....	2-8	WAW285H1UC .....	3-1		
SGZ9091UC .....	2-8	WAW285H2UC .....	3-2		
SHE3AR72UC .....	2-1	WMZ20600 .....	3-5		
		WMZPW20W .....	3-5		
		WTG865H4UC .....	3-4		
		WTG86403UC .....	3-3		

## **Bosch Home Appliances**

North America Corporate Office

1.800.944.2904

[www.bosch-home.com/us](http://www.bosch-home.com/us)



**BOSCH**  
Invented for life

©2021 BSH Home Appliances Corporation. All rights reserved. Bosch is a registered trademark of Robert Bosch GmbH.

All information presented herein is based on data available at the time of printing and is subject to change without notice.

For immediate installation dimensions by fax, use your handset and call 1.775.833.3600. Use Code #8317 for a directory of Bosch products.

20-BSH-0914.2