




# Key Product Features of Bosch Dishwashers



Accommodates larger, deeper items like 6" x 2.5" cereal bowls.

Angled to allow for 9" wine glass in upper rack.

Fits dinner plates up to 11.5\*\*.

Frees up space below for larger items like stock pots

With the industry's largest 3rd rack loading capacity,<sup>1</sup> MyWay™ frees up more room in the bottom rack for larger items like pots, colanders and baking sheets.

\* When upper rack is tilted using RackMatic® function

<sup>1</sup> Vs. major brands with 3rd rack. Major brands defined as TraQline Top 10 Market Share, June 2016.



### Standard 3rd rack

Provides the perfect space for flatware, large utensils, measuring cups, or nearly anything else that's difficult to fit in a traditional dishwasher, while its V shape leaves room below both sides for taller items like stemware in the middle rack. Available on all 300 Series models.



### Flexible 3rd rack

Expandable wings easily lower to accommodate more of your deeper items, while adjustable tines let you customize the rack's loading space to fit awkward or bulky utensils. Available on all 500 and 800 Series models.




### MyWay™ rack

MyWay™ offers more room for more kinds of items in the top rack, such as cereal bowls, whisks, tongs and large measuring cups, creating more freedom in loading below. Available on all 800 Series Premium models.



### EasyGlide™ rack system

For a level of quality you can both touch and feel, we've incorporated smooth-rolling ball bearings to our rack wheels. The result is a smoother glide that opens effortlessly—even with a fully loaded rack—for a more premium feel with every pull.



### Rack-mounted detergent tray

Optimized for tablets, our detergent tray holds tabs in place for a dedicated spray jet to directly dissolve them completely. This not only results in a deeper clean, it also helps to reduce unwanted noise since there's no water jet spraying the inner door. (Dishwasher also works with powder and gel.)



### Sensor wash system

This state-of-the-art system uses an advanced scanning-eye sensor to literally look at the level of soil in the wash water, and adjusts both the water temperature and length of the wash cycle to eliminate redeposits. It can also determine if a secondary, fresh water fill is necessary, deleting the cycle when ever appropriate to save water and energy.



### FlexSpace™ tines

This convenient new feature lets you fold back every other tine in one simple step, so it's easier to fit your largest, bulkiest items. Available on lower racks in 300 Series models and up, it helps to hold pots and pans upright, leaving more room for your other dishes.



### RackMatic® adjustable rack

This remarkable middle rack easily raises or lowers in just one step, even when full. Designed to allow taller items like stemware to fit in the middle rack while leaving room for pots and pans below, it offers three different heights and up to nine separate rack positions.

Learn more about Bosch products.  
Visit [AskBoschHomeDepot.com](http://AskBoschHomeDepot.com)



**BOSCH**  
Invented for life



# Key Drying Technologies of Bosch Dishwashers

## CrystalDry™

**The ultimate clean. The ultimate dry, even on plastics.**

Patented CrystalDry™ technology transforms moisture into heat to get dishes 60% drier, including plastics.

### How it works:

After the final rinse, the warm, humid air is transformed into hot, dry air reaching 176°F. That hot dry air is then circulated throughout the dishwasher to deliver the ultimate dry, even for plastics.

### Benefits:

- Delivers 60% better\* drying results, including plastics.
- CrystalDry™ Option can be selected for each cycle.
- Plastics can still be safely washed and dried on the bottom rack or anywhere in the unit.



## AutoAir™

**A little fresh air, for a lot better dry.**

Select the AutoAir™ option and the door will automatically open at the end of the cycle to let moisture escape and fresh air in for drier dishes.

### How it works:

AutoAir™ on the new Bosch dishwashers automatically releases the door at the end of the cycle to let moisture escape and fresh air in for drier dishes.\*\*

### Benefits:

- AutoAir™ Option can be selected for each cycle.
- AutoAir™ Option results in drier dishes.\*\*

### Did you know?

For best results, always use a rinse aid.

## PureDry™

**Bosch dishes don't just get dry, they're PureDry™**


Dries dishes with no outside vents or fans. Each cycle ends with an extra hot wash that whisks moisture away from dishes. With no heating element, safely place plastics anywhere, even the bottom rack. All Bosch dishwashers have PureDry™, a condensation drying system that efficiently dries dishes.

### How it works:

The final rinse uses high temperature water to heat the dishes. The stainless steel dishwasher tub cools faster than the dishes, so the moist air gathers on the tub sides and leaves dishes dry.

### Benefits:

- Plastics can still be safely washed and dried on the bottom rack or anywhere in the unit.
- This closed drying system is energy efficient since it does not contain a heating element to dry dishes.



\* Based on aggregate average drying performance of Bosch Dishwashers with CrystalDry™ on combined household load including plastics, glass, steel, and porcelain as compared to Bosch Dishwashers with PureDry™. Drying performance may vary by dish type.

\*\*Compared to Bosch Dishwashers with PureDry™



## AskBoschHomeDepot.com

1. Chat with a knowledgeable representative
2. Get answers to all of your Bosch appliance questions  
obtain product information, inspiration and selling tools
3. Gain knowledge of the most current products
4. View Home Depot / Bosch current promotions
5. Order missing parts for displays
6. Mobile device optimized

**In a rush for Bosch spec sheet? Use BSH  
“Text4spec” Text a model number from your cell  
phone to 21432 and we’ll send you a spec sheet  
back.**